

DATA SHEET

CSE TV ZV G70 1F Pump Station



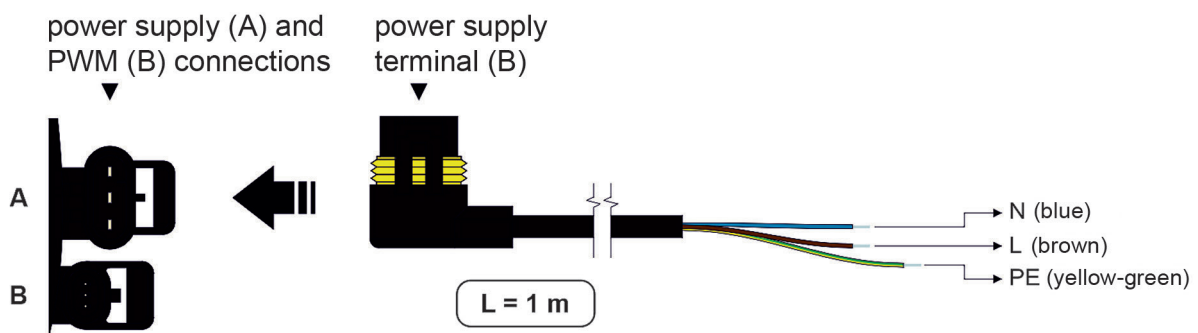
Main features

Application	Pump station intended for use in DHW heating systems. It ensures hot water recirculation, or can also ensure hot water supply to outlet points when combined with a plate heat exchanger. It consists of: <ul style="list-style-type: none"> • UPM3 DHW 15-70 pump, • check valve, • insulation, • thermometer.
Working fluid	water, drinking water
Installation	in piping, min. distance of the pipe axis from a wall is 100 mm
Code	15181

Pump station data

Fluid operating temperature	5–95 °C
Max. working pressure	10 bar
Min. working pressure	0.5 bar
Max. rel. humidity	80 % non condensing
Ambient temperature	5–40 °C
Pump control	ON/OFF (I, II, III) or PWM-A (heating)
Power supply	230 V, 50 Hz
Power input (min./max.)	2/52 W
Current (min./max)	0.04/0.52 A
Insulation material	EPP RG 60 g/l
Overall dimensions	325 x 140 x 150 mm
Total weight	2.0 kg
Connection	2 x G 1" F

Connection of UPM3 DHW 15-70 Pump



Power supply cord is included in supply, PWM signal transmission cable (L = 2 m) shall be ordered separately, code 16792.

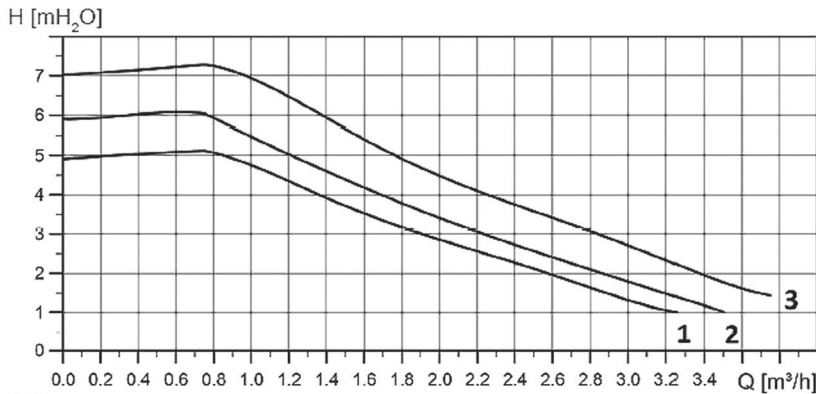
Pump control

The circulation pump can be controlled without a PWM signal by selecting a pump performance curve, or by an external PWM signal (profile for use in heating systems). With no PWM signal the pump runs at max. speed according to the selected curve. With PWM signal the pump speed changes with the signal value up to the maximum of the selected curve.

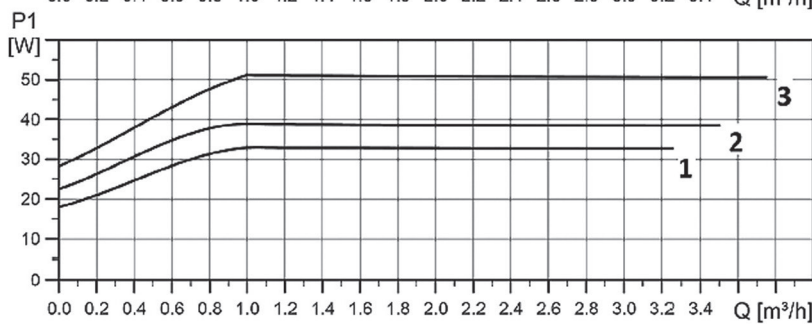
DATA SHEET

CSE TV ZV G70 1F Pump Station

Pump performance curves



Curve	Max. H (upper graph)	Max. P ₁ (lower graph)
1	5 mH ₂ O	33 W
2	6 mH ₂ O	39 W
3	7 mH ₂ O	52 W



Display



The diode numbering is further omitted for clarity.

Display	Performance curve	Status	Max. H (upper graph)
	1	Low performance	5 m
	2	Medium performance	6 m
	3	High performance	7 m

WARNING: The diodes may be inverted depending on the pump type.