


INSTALLATION OF ACTUATORS ON FOUR-WAY BIVALENT VALVES



1. Rotate the shaft so that the flat spot faces upwards, and on the right-hand valve reverse the underlying flat red plastic as shown in the pic.



2. Put the plastic adaptor on the shaft, with the protrusion pin-pointing upwards, and screw in the limiting screw under the actuator as shown.



Adjusting the actuator for the right-hand valve.



3. The actuator as unpacked from its box.



4. Remove the knob.



5. Rotate the color scale as shown in the pic.

Adjustment of the microswitch switching



6. Turn to manual control.



7. Slide on the knob as shown in the pic.



8. Turn the knob slightly anticlockwise.



9. Remove the knob.





10. Unscrew two screws from the actuator body.



11. Remove the lid.



12. Remove the ring with shoulder for microswitch switching.



13. Slide on the ring to a new position.



14. Re-assemble the actuator.



15. Re-install the knob..



16. Turn to manual control again and set the knob to a position between the red and blue sections.



17. Mount the actuator onto the right-hand mixing valve.

Adjusting the actuator for the left-hand valve.



18. The actuator as unpacked from its box..



19. Remove the knob.



20. Rotate the color scale as shown in the pic.

Adjustment of the microswitch switching



21. Turn to manual control.



22. Slide on the knob as shown in the pic.



23. Turn the knob slightly anticlockwise.



24. Remove the knob.





25. Unscrew two screws from the actuator body.



26. Remove the lid..



27. Remove the ring with shoulder for microswitch switching.



28. Slide on the ring to a new position.



29. Re-assemble the actuator.



30. Re-install the knob.



31. Turn to manual control again and set the knob to a position between the red and blue sections.



32. Mount the actuator onto the left-hand mixing valve.



REGULUS spol. s r.o.

Do Koutů 1897/3
143 00 Praha 4
CZECH REPUBLIC

<http://www.regulus.eu>
E-mail: sales@regulus.cz