

CSE MIX-BP R8 1F Pump Station



Main Features

Application	Providing circulation and mixing of a heating circuit or solid fuel fired source circuit. If needed, the mixing valve can be supplemented with a Regulus AVC, ACC, AHC type actuator; for codes see the Catalogue. Select the specific type and parameters of the actuator according to the controller installed. The controller is not included in supply.
Description	Consist of RPA 25-8 pump, LK 840 three-way mixing valve, ball valve with union nut, insulation.
Working fluid	Water, water-glycol mixture (max. 1:1) – pH 6.5-8.5. We recommend placing a filter with a mesh size of max. 0.6 mm upstream of the pump – e.g. Magnetfilterball – see the Catalogue for codes.
Installation	Flow pipe to heating circuit / on solid fuel boiler return pipe, min. pipe centre distance from wall is 100 mm.
Code	21371

Pump Station Data

Fluid working temperature	5–95 °C
Max. working pressure	10 bar
Min. working pressure	0.5 bar
Ambient temperature	5–40 °C
Max. relative humidity	80 % non condensing
Mixing valve Kvs	10 m³/h
Valve Leakage rate	< 1 % Kvs at 5 mH ₂ O pressure difference
Overall dimensions	305 x 135 x 195 mm
Total weight	3.9 kg
Connections	3 x G 1" F

Electric Data

Power supply	230 V, 50 Hz
Max. pump power input	65 W
Max. pump current	0,65 A

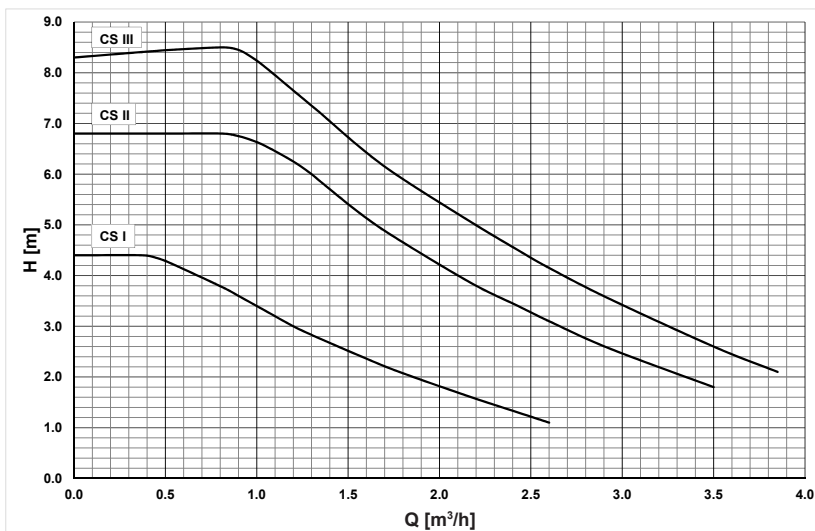
Materials

Insulation	EPP RG 60 g/l
Mixing valve and fittings	brass

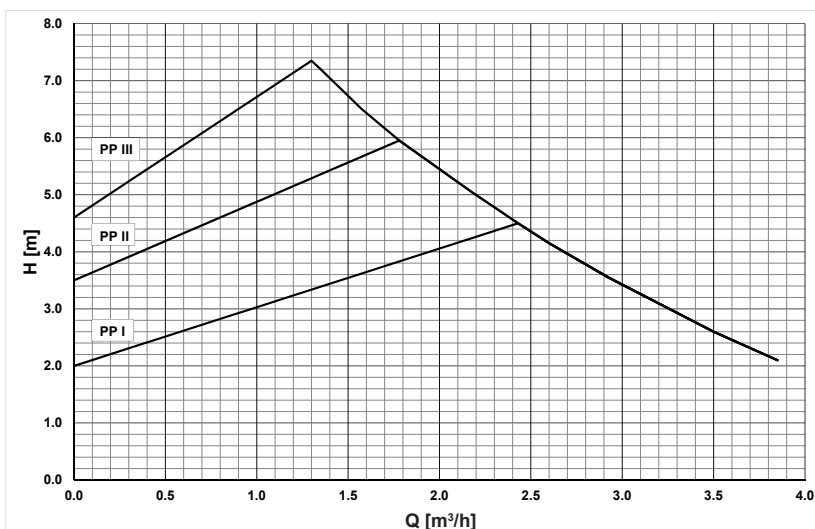
CSE MIX-BP R8 1F Pump Station

Pump performance curves

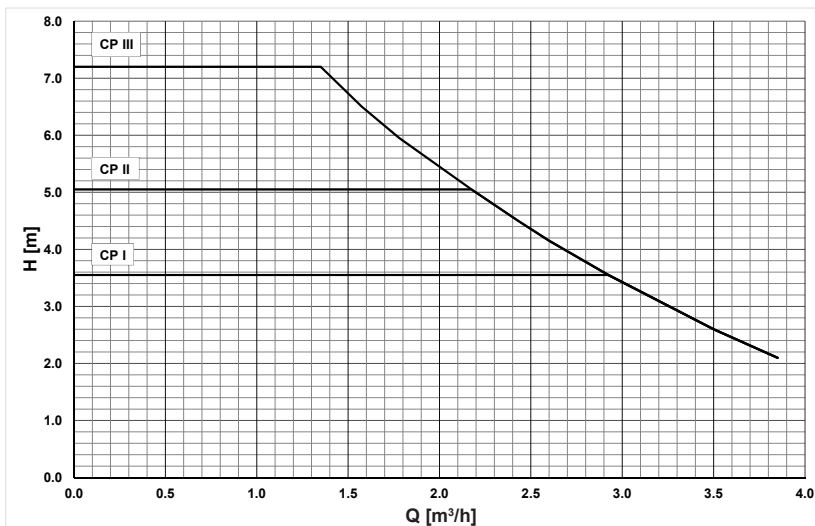
Constant speed



Variable pressure

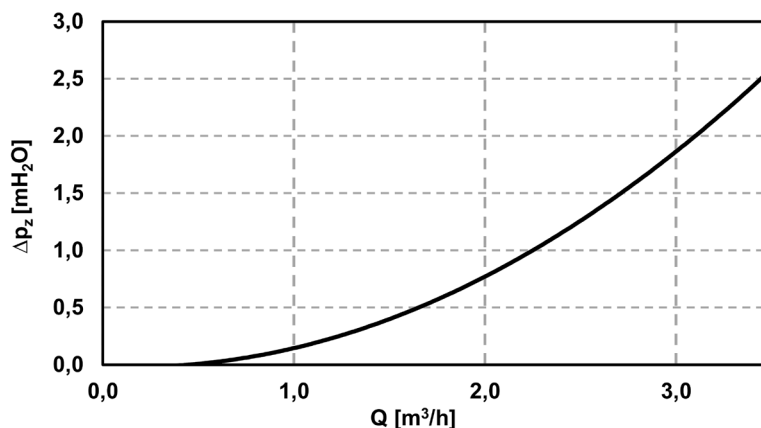


Constant pressure

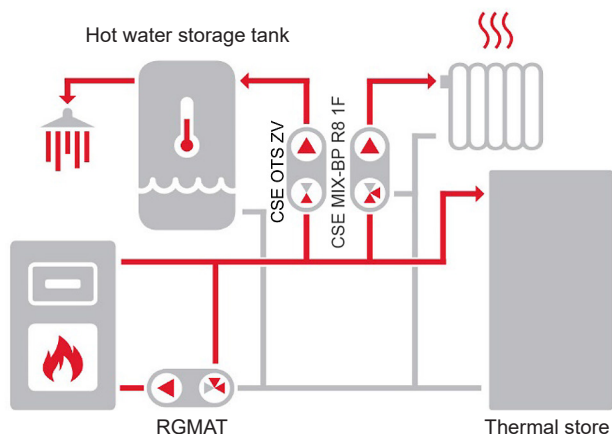


CSE MIX-BP R8 1F Pump Station

Pump Station Pressure Drop Graph

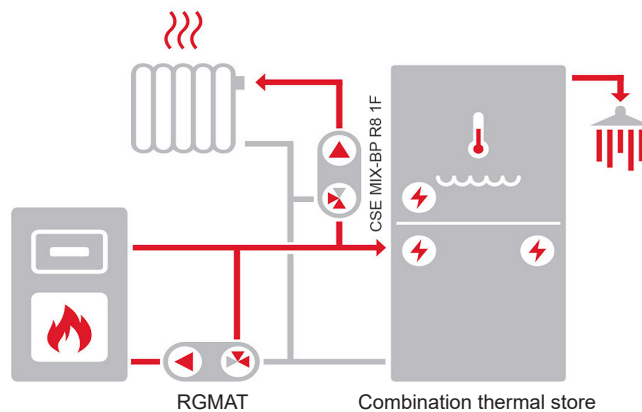


Example of possible connection I



The diagram shows a typical connection of a solid fuel boiler (with the recommended RGMAT pump station – not included in supply), thermal store and heating circuit (with recommended pump group CSE MIX – not included in supply).

Example of possible connection II



The diagram shows a typical connection of a solid fuel boiler (with the recommended RGMAT pump station – not included in supply), combination thermal store and heating circuit.