

DATA SHEET

CSE1 SOL G P Solar Pump Station

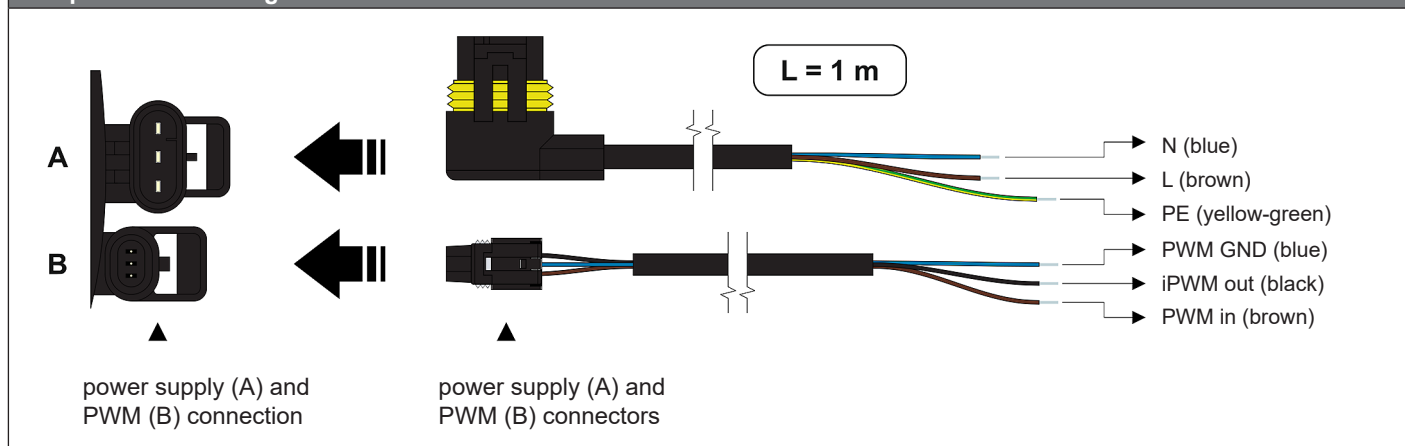


Main Features	
Application	Single-pipe Solar Pump Station involves all necessary components for everyday efficient operation of a solar thermal system.
Description	Consists of a Grundfos UPM3 Hybrid 25-70 circulation pump, a check valve, a safety valve, two ball valves, flow rate indicator, pressure gauge, thermometer, fill-, drain- and top-up valves for a solar thermal system with connection G 3/4" M, outlet for an expansion vessel with connection G 3/4" M, mounting kit, insulation. The pump can be controlled either by PWM signal for solar thermal systems (with no PWM signal the pump stops) or ON/OFF (in the modes: Δp -v, Δp -c, constant speed I – II – III, AutoAdapt).
Installation	On a tank or on the wall.
Working fluid	Water-glycol mixture (max. 1:1).
Code	19987 – G 3/4" M connection, flow 2–12 l/min 19984 – G 1" M connection, flow 8–28 l/min

Pump Station Data

Max. fluid working temperature	110 °C
Max. working pressure	6 bar
Min. system pressure	1.3 bar with the pump stopped
Ambient temperature	5–40 °C
Max. relative humidity	85% at 25 °C
Power supply	230 V, 50 Hz
Insulation material	EPP RG 60 g/l
IP rating	IP20
Overall dimensions (Width x Height x Depth)	195 x 510 x 155 mm
Total weight	4.4 kg

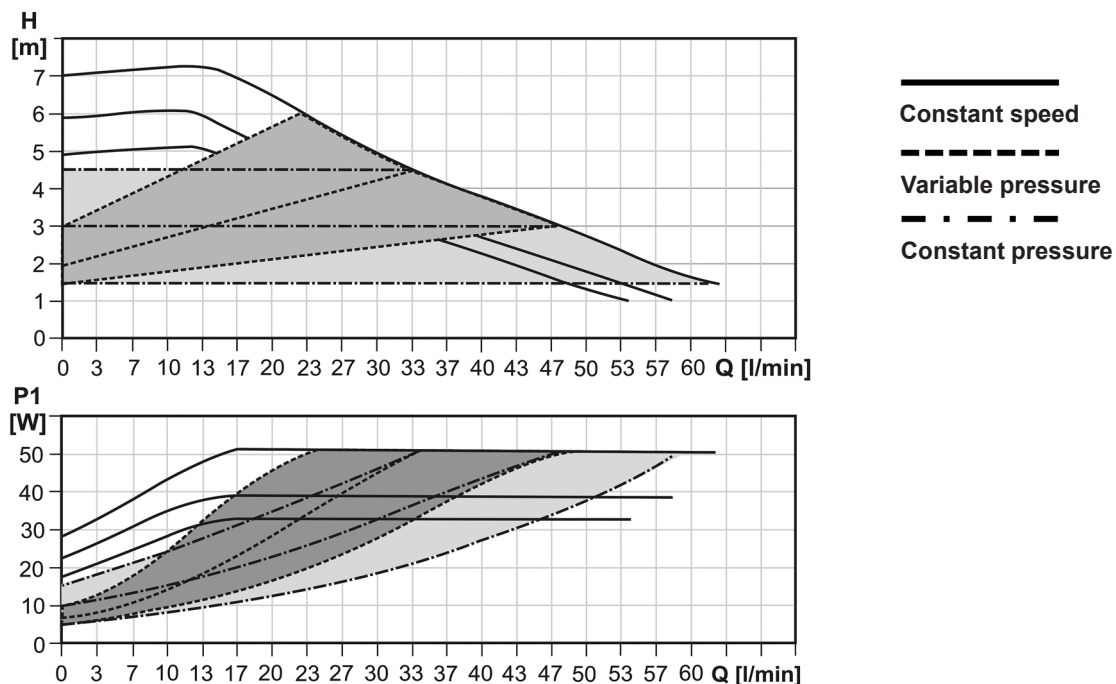
Pump Electrical Wiring



DATA SHEET

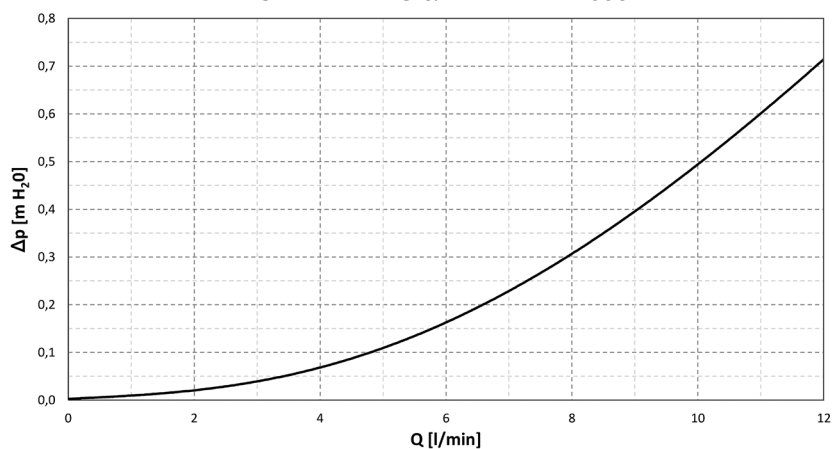
CSE1 SOL G P Solar Pump Station

Pump Performance Curves



Pressure Drop Graph

Connections G 3/4" M – code **19987**



Connections G 1" M – code **19984**

