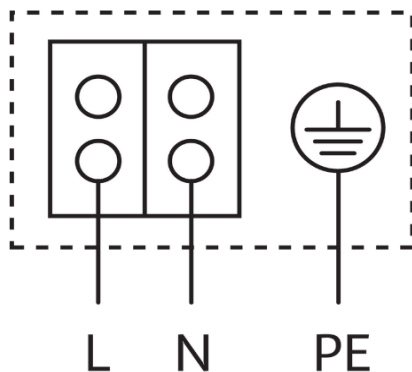


Yonos PICO STG 25/1-7,5 - 180 - 6/4" Pump

Yonos PICO STG 25/1-7,5 Pump



Terminal board wiring diagram



Main features

Description	wet-running pump with 2-pole blocking-current proof EC motor and integrated electronic power control
Application	solar and geothermal circuits
Working fluid	water, water/glycol mixture (max. 1:1), water/glycerine mixture (max. 2:1)
Code	15198

Technical Data

Fluid working temperature	0 - 110 °C at 40 °C max. ambient temp.
Max. working pressure	10 bar
Max. volume flow	4.3 m ³ /h
Max. head	7.5 m
Max. ambient temperature	40 °C
Overall dimensions	180 x 94 x 140 mm
Nominal diameter	DN 25
Connection	2 x G 6/4" M
Weight	1.8 kg

Electric data

Power supply	1~ 230 V, 50/60 Hz
Power consumption (min./max.)	4/75 W
Max. current	0,66 A
IP rating	IPX4D
Insulation class	F
Speed control	frequency converter
Energy Efficiency Index	≤ 0.23 by EN 16 297/3
Motor protection	not needed - block resistant

Minimum pressures at suction port to avoid cavitation

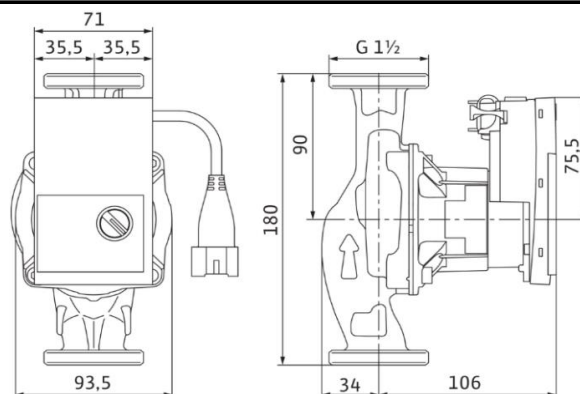
Minimum pressures at suction port	0.5 mH ₂ O at 50 °C 4.5 mH ₂ O at 95 °C 10 mH ₂ O at 110 °C
-----------------------------------	--

Materials

Pump housing	grey cast iron (EN-GJL-200)
Impeller	PP - 40% GF
Shaft	stainless steel
Bearing	carbon, metal impregnated

Power cable with terminal is included in supply.

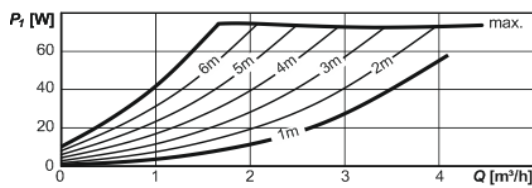
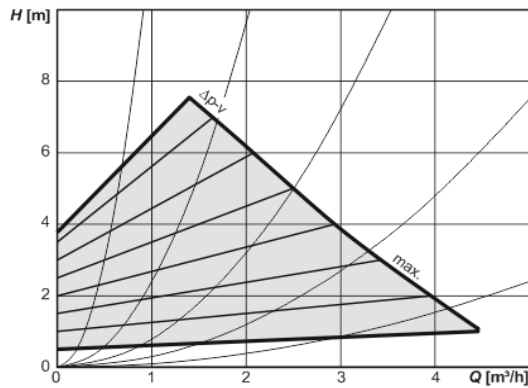
Dimensions



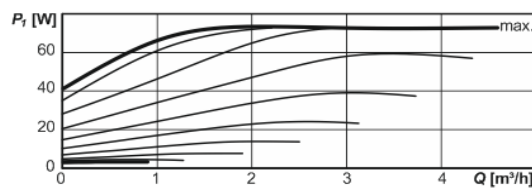
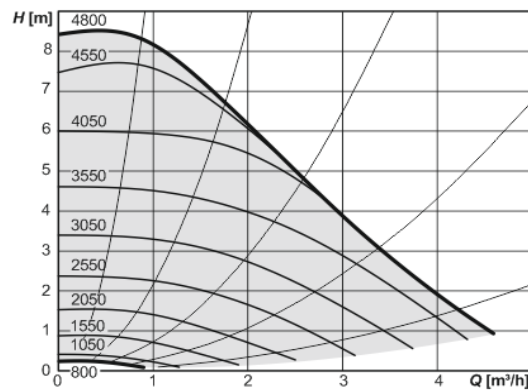
Yonos PICO STG 25/1-7,5 - 180 - 6/4" Pump

Performance curves for Yonos PICO STG

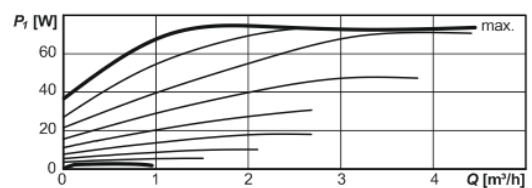
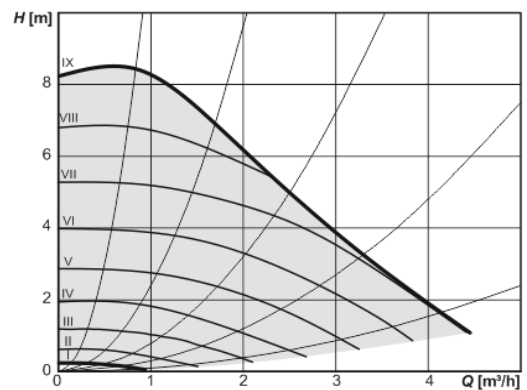
1. Variable differential pressure $\Delta p-v$



2. External control signal PWM1 / PWM2



3. Constant speed $n = \text{const.}$



n [rpm]	PWM1 [%]	PWM2 [%]
800	90	10
1050	80	20
1550	70	30
2050	60	40
2550	50	50
3050	40	60
3550	30	70
4050	20	80
4550	10	90
4800	≤ 5	≥ 95

curve	n [rpm]
I	800
II	1300
III	1800
IV	2300
V	2800
VI	3300
VII	3800
VIII	4300
IX	4800

PWM1 = geothermal energy, PWM2 = solar energy