

DATA SHEET

CSE2 F G60 1F Pump Station



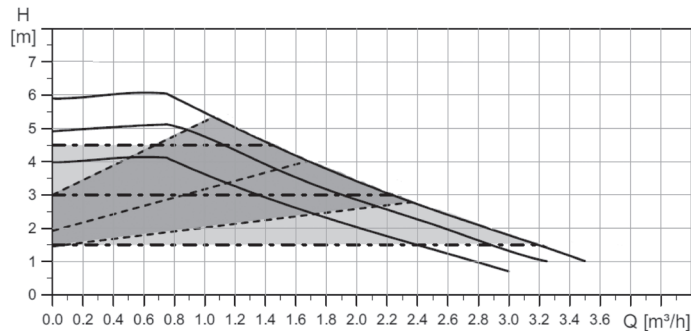
Main Features

Application	It provides flow through unmixed heating circuits. The pump station includes a filter with magnet, so it is also suitable for older steel pipe systems. It can be easily mounted on a wall or on a manifold for multiple heating circuits.
Description	It consists of a Grundfos UPM3 AUTO 25-60 pump, filter with magnet, check valve, ball valves w. sensor sheath, insulation.
Working fluid	Water, antifreeze heat-transfer fluid for heating systems.
Installation	Vertically on a wall or manifold (125 mm pitch).
Code	19107

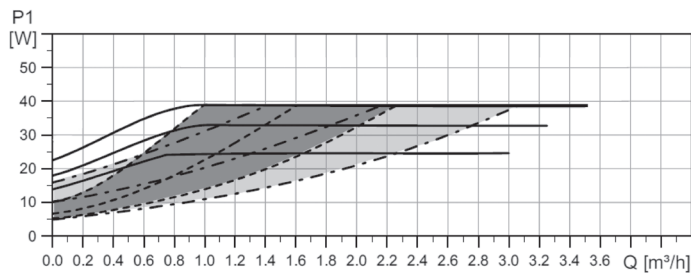
Pump Station Data

Fluid working temperature	5–95 °C
Max. working pressure	10 bar
Min. working pressure	0.5 bar
Ambient temperature	5–40 °C
Max. relative humidity	80 %, non condensing
Pump station max. power input	39 W
Pump power supply	230 V, 50 Hz
Min./max. current to pump	0.04/0.4 A
Insulation material	EPP RG 60 g/l
Overall dimensions	360 x 142 x 245 mm
Total weight	5.9 kg
Connections	4 x G 1" F

Pump Performance Curves



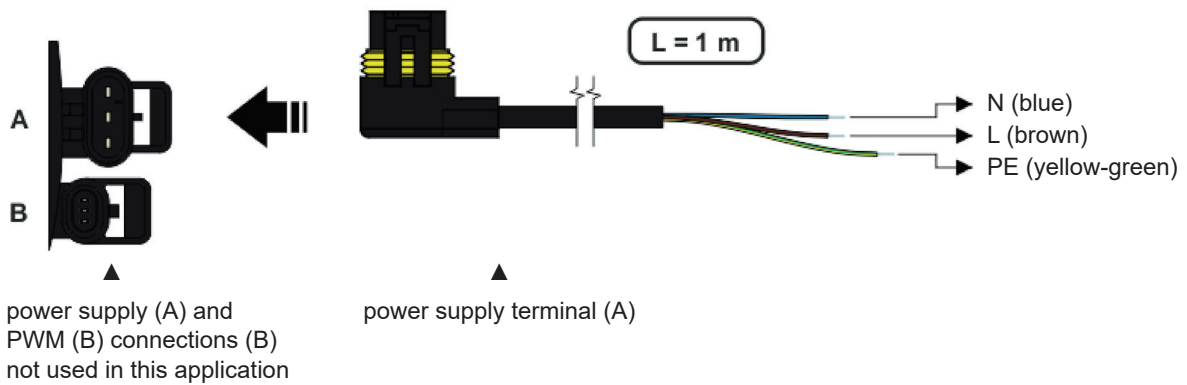
Line type	Mode
—	Constant speed
- - -	Proportional pressure
- · - · -	Constant pressure



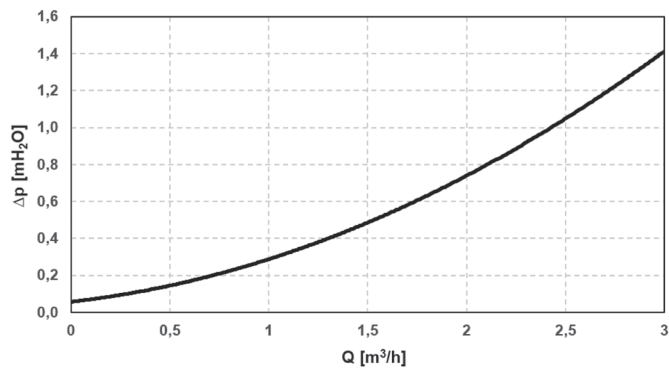
DATA SHEET

CSE2 F G60 1F Pump Station

Pump Electrical Wiring



Pump Station Pressure Drop



Example of possible connection

