

DATA SHEET

Inverter ground-to-water Heat Pump EcoPart 612M



Main features	
Application	Space heating and hot water heating.
Description	Heat pumps extract energy from ground; this energy gained from deepbores or ground collectors is then "pumped" to a higher temperature and transferred into heating water; the flow temp. may reach up to 65 °C.
Installation ¹⁾	Brine circuit surge tank and brine circuit filler kit are included in the delivery, installation shall be done with Pump Station Kit w. Smart Controller (for codes see Catalogue).
Working fluid	R407C (refrigerant), antifreeze fluid (brine circuit), water (heating circuit).
Certification	HP Keymark – European Committee for Standardization quality label.
Code	18259

1) In case of more heat pumps connected in a cascade, only the first heat pump shall be installed with a smart controller.

Technical data	
Output ²⁾	12.14 kW
Power input ²⁾	2.42 kW
COP ²⁾	5.02
Nominal current	11.9 A
Power supply	3/N/PE ~ 400 V 50 Hz
Recommended circuit breaker	B16A 3f
IP rating	IPX1
Compressor	Scroll
Refrigerant	R 407C (GWP 1774)
Refrigerant quantity	2.4 kg
CO ₂ equivalent ³⁾	4.258 t
Compressor oil	PVE FV50S
Refrigerant max. working pressure	31 bar
Brine system min./max. temperature	-5 °C / 20 °C
Brine system min./max. pressure	0.2 bar / 3.0 bar
Antifreeze fluid volume in HP	4.1 l
Brine system min. flow (Δt = 5 K)	1044 l/h
Brine system nom. flow (Δt = 3 K)	1404 l/h
Brine pump	UPML – XL GEO 25-125 180 PWM
Brine circuit connection	2 x Cu 28 x 1,5
Space heating pump	Yonos Para RS 25/7.5
Max. heat pump flow temperature	65 °C
Max. heating water temperature in system	110 °C
Max. working pressure of temperature water	3 bar
Heating water volume in heat pump	2.3 l
Min. surface area of heat exchanger in tank	1 m ²
Min. flow rate through HP (Δt = 10 K at B0/W35 °C)	1008 l/h
Nom. flow rate through HP (Δt = 5 K at B0/W35 °C)	2016 l/h
Heating circuit connection	2 x Cu 22 x 1
Weight	170 kg

2) At B0/W35 temperatures. 3) Is not covered by the annual check for leaking refrigerant (EU No 517/2014).

DATA SHEET

Inverter ground-to-water Heat Pump EcoPart 612M

Parameters for distribution tariff change	
Nominal power input (required input)	3.35 kW
Heat output ⁴⁾	12.14 kW
Steady current ⁴⁾	3.2 A
Starting current	2.7 A
Nominal voltage / number of phases	400 V 3f

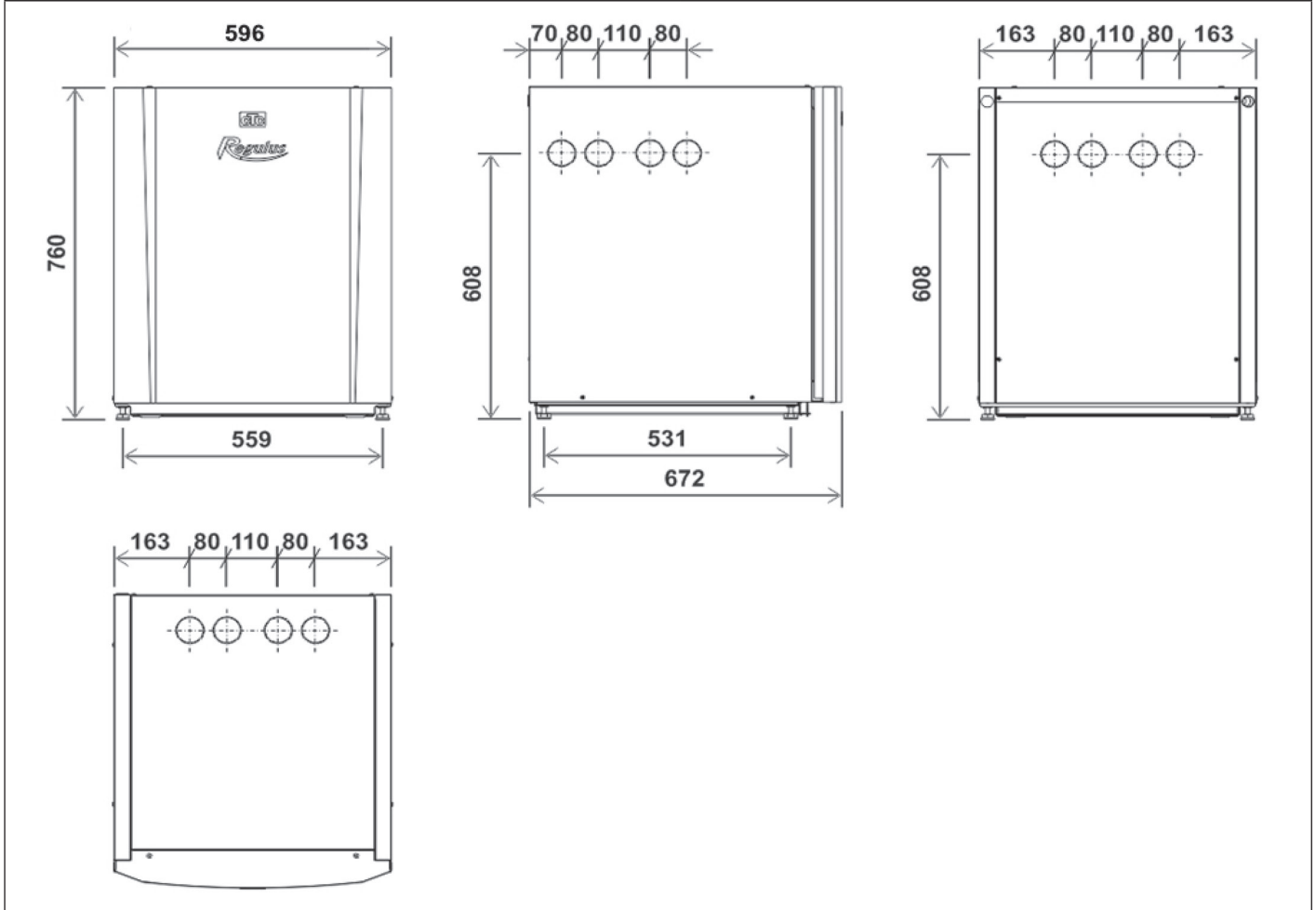
4) At B0/W35 temperatures.

Energy efficiency data	
<i>(for low-temperature applications under average climatic conditions, others see the Product Fiche)</i>	
Seasonal Energy Efficiency	208%
Energy Efficiency Class	A+++
SCOP	5.4

Sound data	
Sound power level by EN 12 102	39.0 dB(A)

Output parameters ⁵⁾					
	Brine system temperature	Flow temperature	Output [kW]	Power input [kW]	COP [-]
RPM 20 Hz	5 °C	35 °C	2.65	0.34	7.76
		45 °C	2.53	0.42	6.01
		55 °C	1.62*	0.55*	2.97*
	0 °C	35 °C	2.27	0.33	6.94
		45 °C	1.97	0.43	4.53
		55 °C	–	–	–
RPM 50 Hz	5 °C	35 °C	7.08	1.27	5.56
		45 °C	6.54	1.55	4.22
		55 °C	6.09	1.86	3.28
	0 °C	35 °C	5.91	1.30	4.56
		45 °C	5.63	1.53	3.67
		55 °C	5.22	1.90	2.75
RPM 80 Hz	5 °C	35 °C	13.11	2.34	5.61
		45 °C	12.09	2.89	4.19
		55 °C	12.25	3.35	3.65
	0 °C	35 °C	12.14	2.42	5.02
		45 °C	11.28	2.85	3.96
		55 °C	10.40	3.27	3.19

5) The values of the operating parameters are measured according to EN 14 511 at the manufacturer's test facility (except for the values marked with *).

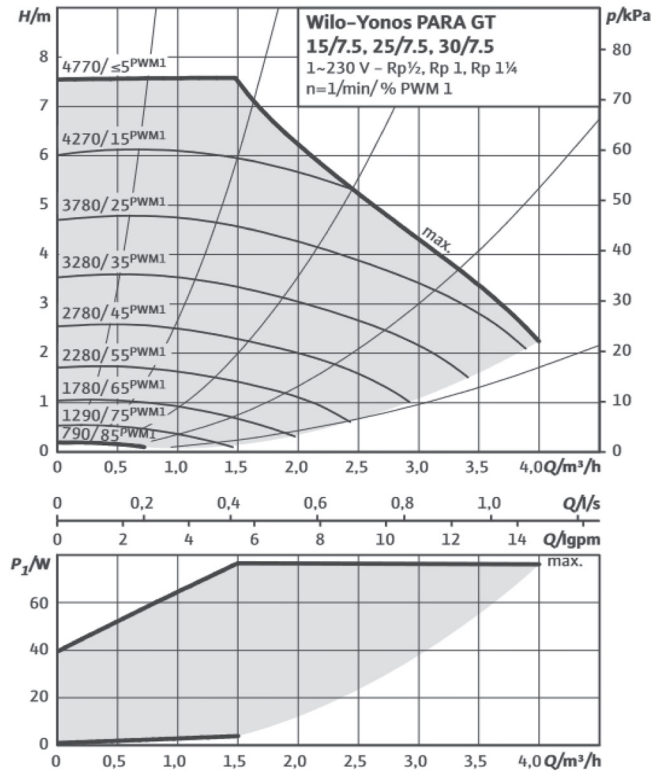
DATA SHEET**Inverter ground-to-water Heat Pump EcoPart 612M****Dimensions**

DATA SHEET

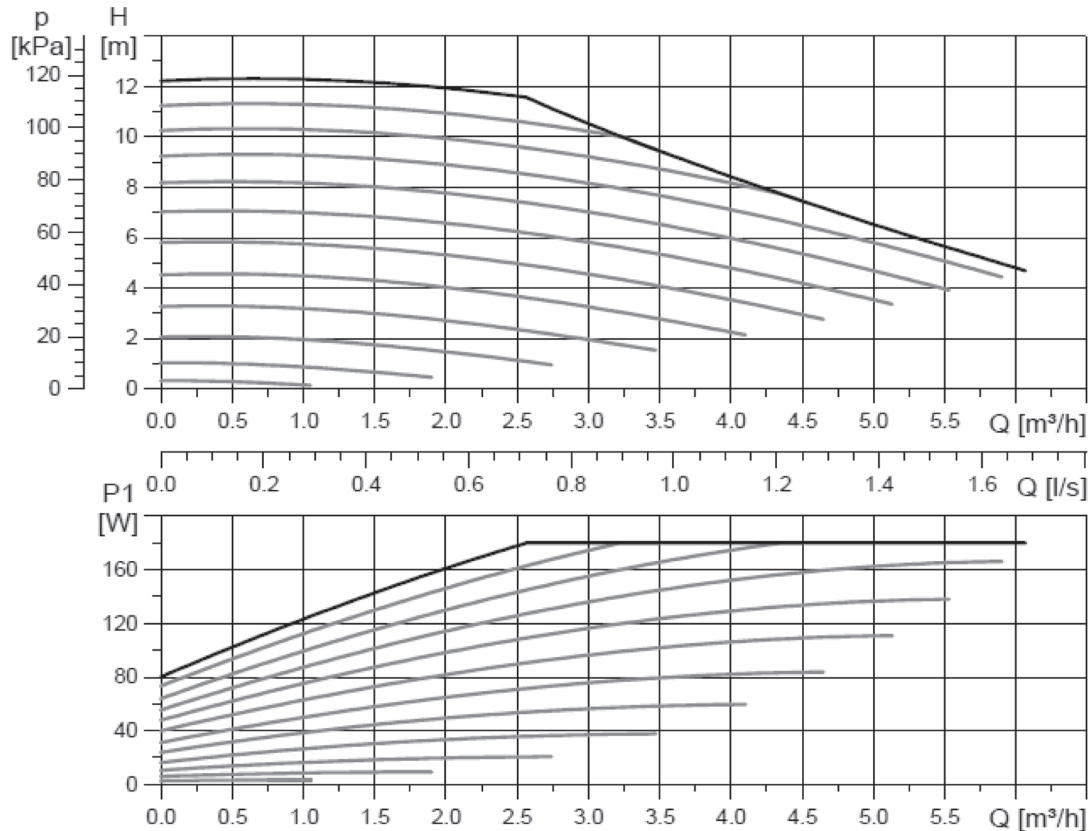
Inverter ground-to-water Heat Pump EcoPart 612M

Heating circuit pump performance curves

External control via PWM 1



Brine pump performance curves



PRODUCT FICHE

Inverter ground-to-water Heat Pump EcoPart 612M

Supplier's name *REGULUS spol. s r. o.*
 Supplier's model identifier *CTC EcoPart 612M*

Parameter	low temperature	medium temperature
The seasonal space heating energy efficiency class	A+++	A+++
Average climate		
The rated heat output including any supplementary heaters	10 kW	7 kW
The seasonal space heating energy efficiency	208%	155%
The annual energy consumption	3 800 kWh	3 444 kWh
Cold climate		
The rated heat output including any supplementary heaters	11 kW	7 kW
The seasonal space heating energy efficiency	210%	163%
The annual energy consumption	5 145 kWh	4 158 kWh
Warm climate		
The rated heat output including any supplementary heaters	10 kW	8 kW
The seasonal space heating energy efficiency	200%	157%
The annual energy consumption	2 566 kWh	2 687 kWh
The sound power level LWA, outdoors	41 dB	

Any specific precautions that shall be taken when the space heater is assembled, installed or maintained are stated in the manual that is a part of the supply.

Model:	CTC EcoPart 612M
Air-to-water heat pump:	no
Water-to-water heat pump:	no
Brine-to-water heat pump:	yes
Low-temperature heat pump:	no
Equipped with supplementary heater:	no
Heat pump combination heater:	no

Parameters declared for medium-temperature application and average climate.

Item	Symbol	Value	Unit	Item	Symbol	Value	Unit
Rated heat output (*)	P_{rated}	7	kW	Seasonal space heat. ener. efficiency	η_s	155	%
<i>Declared capacity for heating for part load at indoor temperature 20 °C and outdoor temperature Tj.</i>				<i>Declared coefficient of performance or primary energy ratio for part load at indoor temperature 20 °C and outdoor temperature Tj.</i>			
Tj = -7 °C	P_{dh}	6.00	kW	Tj = -7 °C	COP_d	3.25	-
Tj = +2 °C	P_{dh}	3.70	kW	Tj = +2 °C	COP_d	4.18	-
Tj = +7 °C	P_{dh}	2.40	kW	Tj = +7 °C	COP_d	4.70	-
Tj = +12 °C	P_{dh}	2.40	kW	Tj = +12 °C	COP_d	5.34	-
Tj = bivalent temperature	P_{dh}	6.70	kW	Tj = bivalent temperature	COP_d	3.00	-
Tj = operation limit temperature	P_{dh}	-	kW	Tj = operation limit temperature	COP_d	-	-
For air-to-water heat pumps:	P_{dh}	-	kW	For air-to-water heat pumps:	COP_d	-	-
Tj = -15 °C, pokud TOL < -20 °C	P_{dh}	-	kW	Tj = -15 °C, pokud TOL < -20 °C	COP_d	-	-
Bivalent temperature	T_{biv}	-10	°C	For air-to-water heat pumps:	T_{OL}	-	°C
Cycling interval capacity for heating	P_{cyc}	-	kW	operation limit temperature	T_{OL}	-	°C
Degradation co-efficient (**)	C_{dh}	0.98	-	Cycling interval efficiency	COP_{cyc}	-	-
<i>Power consumption in modes other than active mode:</i>				Heating water operating limit temperature	W_{TOL}	65	°C
Off mode	P_{OFF}	0.023	kW	<i>Supplementary heater:</i>			
Thermostat-off mode	P_{TO}	0.000	kW	Rated heat output (*)	P_{sup}	0,10	kW
Standby mode	P_{SB}	0.000	kW	Type of energy input	electric		
Crankcase heater mode	P_{CK}	0.000	kW	For air-to-water heat pumps:			
<i>Other items:</i>				rated air flow rate, outdoors			
capacity control	Variable			For water/brine-to-water heat pumps:			
Sound power level, indoors / outdoors	L_{WA}	41 / -	dB	Rated brine or water flow rate, outdoor heat exchanger			

Contact details **Enertech AB, Box 309, SE-341 26 Ljungby, Sweden** **www.ctc.se**

(*) For heat pump space heaters and heat pump combination heaters, the rated heat output P_{rated} is equal to the design load for heating $P_{designh}$, and the rated heat output of a supplementary heater P_{sup} is equal to the capacity for heating $sup(Tj)$.

(**) If C_{dh} is not determined by measurement then the default degradation is $C_{dh} = 0,9$.