2020/21
CATALOGUE

Regulus

Energy-saving solutions

Brief overview of changes

compared to 2019

New:

- Regulus RTC Heat Pumps for heating and cooling **6**
- Central Heat Recovery Ventilation Unit with enthalpy heat exchanger **22**
- Connection Modules, to connect HRV Units to IR controller via CIB **23**
- Cooling Heat Exchanger for HRV units (for air duct) **23**
- Round Plastic and EPP Air Ducts **25**
- DUO 750/160 K P Thermal Store, reduced height, with immersed DHW tank and separating metal sheet **33**
- Safety Kits for hot water storage tanks meeting the requirements of ČSN 060830 **33, 35, 38**
- Stainless-steel hot water storage tank, 170 l, with 1 upsized heat exchanger **37**
- IR 14 RTC and IR 12 CTC KRB Smart Controllers **48**
- Caleon Room Unit with WiFi module for TRS Controllers **50**
- Adj./Limit. Encased Thermostat w. sensor, for heating element, with circuit breaker trip coil **53**
- RegulusBIO Load Units for an easy connection of a boiler, heating circuit and thermal store **64**
- Single-line Pump Stations for heating circuits, PWM control **66-67**
- Twin-line Pump Stations for heating circuits, integrated filter&magnet **68**
- Pump Stations for large heating circuits **68**
- Pump Stations for DHW recirculation, thermostatic mixing valve **71**
- Filter with Magnet **81**
- Screw-on Elbows for chimney liners **98**

Price enquiry:

Website: **http://www.regulus.eu/en/price-enquiry**

E-mail: **sales@regulus.eu**

Fax: +420 241 763 976

Contacts:

Website: **www.regulus.eu**

Opening hours: Mo-Fr 7.30-16.30

Phone: +420 241 765 191

SETS WITH INVERTER HEAT PUMPS

Sets with Air-to-water Inverter Heat Pumps for heating & cooling (no thermal store) and DHW heating

CODE

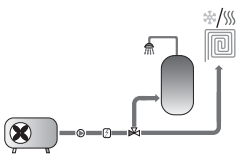

- RTC 6i air-to-water heat pump
- hot water storage tank, 302 l
- smart controller
- 6 kW electric in line heater / ready for THERM EL 5/9 el. boiler
- other boiler room equipment

RTC 6i 300	with electric in line heater	18211
RTC 6i 300 EL	for THERM EL 5/9 el. boiler	18214
RTC 6i 300 RZV	with electric in line heater and IR in fusebox	18216
RTC 6i 300 EL RZV	for THERM EL 5/9 el. boiler, with IR in fusebox	18219

Sets with Air-to-water Inverter Heat Pumps for heating (no thermal store) and DHW heating

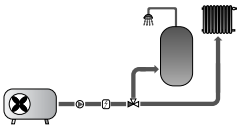

- EcoAir 614M air-to-water heat pump
- hot water storage tank, 274 l
- smart controller
- 6 kW electric in line heater / ready for THERM EL 5/9 el. boiler
- other boiler room equipment

EA 614M 250	with electric in line heater	17741
EA 614M 250 EL	for THERM EL 5/9 el. boiler	18147
EA 614M 250 RZV	with electric in line heater and IR in fusebox	17743
EA 614M 250 EL RZV	for THERM EL 5/9 el. boiler, with IR in fusebox	18148

Sets with Multi-energy Thermal Stores

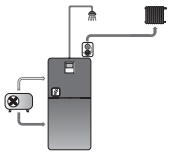

- EcoAir air-to-water heat pump
- multi-energy thermal store
- electric heating elements
- smart controller
- other boiler room equipment

EZ 614 SET	EA 614M Air-to-water Inverter Heat Pump w. EcoZenith i350 Multi-energy Thermal Store	17327
EZ 622 SET	EA 622M Air-to-water Inverter Heat Pump w. EcoZenith i350 Multi-energy Thermal Store	17328

Sets with Air-to-water Inverter Heat Pumps for space and DHW heating – for operation with PV panels

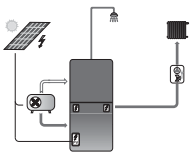

- EcoAir M air-to-water inverter heat pump
- combination thermal store
- electric heating elements
- smart controller for heat pump operation with PV panels
- other boiler room equipment

Hot water in storage tank (DUO)

EA 510 DUO P	EA 510M Inverter Heat Pump w. DUO 1000 P Thermal Store	16923

Continuous hot water (HSK)

EA 614 HSK	EA 614M Inverter Heat Pump, HSK 1000 PV Thermal Store (for PV panels up to 5.1 kWp power output)	17326

SETS WITH ON/OFF HEAT PUMPS

Sets with Air-to-water Heat Pumps, for heating only

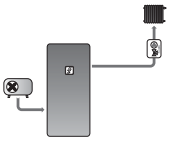

- EcoAir air-to-water heat pump
- PS 200 N+ thermal store
- electric heating elements
- smart controller
- other boiler room equipment

		CODE
EA 406 PS	EA 406 Heat Pump, PS 200 N+ Thermal Store	17911
EA 408 PS	EA 408 Heat Pump, PS 200 N+ Thermal Store	15401
EA 410 PS	EA 410 Heat Pump, PS 200 N+ Thermal Store	15402
EA 415 PS	EA 415 Heat Pump, PS 200 N+ Thermal Store	16405

Sets with Air-to-water Heat Pumps, for space and DHW heating

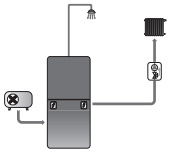

- EcoAir air-to-water heat pump
- combination Thermal Store
- electric heating elements
- smart controller
- other boiler room equipment

Hot water in storage tank (DUO)

EA 406 DUO	EA 406 Heat Pump, DUO 390/130 P Thermal Store	17831
EA 408 DUO	EA 408 Heat Pump, DUO 390/130 P Thermal Store	14285
EA 410 DUO	EA 410 Heat Pump, DUO 390/130 P Thermal Store	15400
EA 415 DUO	EA 415 Heat Pump, DUO 390/130 P Thermal Store	16407

Continuous hot water (HSK)

EA 406 HSK	EA 406 Heat Pump, HSK 390 P Thermal Store	17832
EA 408 HSK	EA 408 Heat Pump, HSK 390 P Thermal Store	16576
EA 410 HSK	EA 410 Heat Pump, HSK 390 P Thermal Store	16577
EA 415 HSK	EA 415 Heat Pump, HSK 390 P Thermal Store	16578

Sets with Multi-energy Thermal Stores

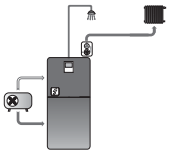

- EcoAir air-to-water heat pump
- multi-energy thermal store
- electric heating elements
- smart controller
- other boiler room equipment

EZ 406 SET	EA 406 Air-to-water Heat Pump with EcoZenith i250 Multi-energy Thermal Store	15839
EZ 408 SET	EA 408 Air-to-water Heat Pump with EcoZenith i250 Multi-energy Thermal Store	15840
EZ 410 SET	EA 410 Air-to-water Heat Pump with EcoZenith i250 Multi-energy Thermal Store	15841
SOL EZ/EH	Solar Set for EZ Sets – 2 KPG1+ collectors, module for EcoZenith, SRS1 T	16575

SOLAR SETS

Solar Sets for DHW heating

CODE

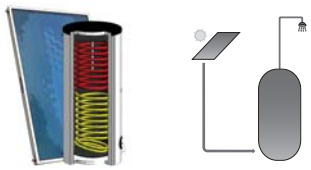

- 2 collectors
- hot water storage tank w. 1 or 2 heat exchangers
- pump station w. controller
- solar expansion vessel w. bracket
- TSV valve
- solar fluid

Hot water storage tank w. 1 heat exchanger

SOL 200Z	2 KPS1 Collectors, RDC 200 Z Hot Water Storage Tank, SRS1 T	15403
SOL 250/1	2 KPS1 Collectors, RDC 250 Hot Water Storage Tank, SRS1 T	16790
SOL 300/1	2 KPG1 Collectors, RDC 300 Hot Water Storage Tank, SRS1 T	14284

Hot water storage tank w. 2 heat exchangers

SOL 250/2	2 KPS1 Collectors, R2DC 250 Hot Water Storage Tank, SRS1 T	15404
SOL 300/2	2 KPG1 Collectors, R2DC 300 Hot Water Storage Tank, SRS1 T	14289

Solar Sets for DHW heating and auxiliary space heating

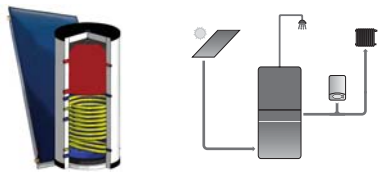

- 2 KPG1 collectors
- combination thermal store
- pump station w. controller
- exp. vessel w. bracket for both solar&heating circ.
- TSV valve
- solar fluid

Hot water in storage tank (DUO)

SOL 390 DUO	2 KPG1 Collectors, DUO 390/130 PR Thermal Store w. DHW Tank, SRS1 T	16573

Continuous hot water (HSK)

SOL 390 HSK	2 KPG1 Collectors, HSK 390 PR Combi Thermal Store, SRS1 T	16574

Sets with Air-to-water Heat Pumps and Solar Thermal Systems

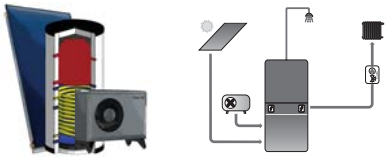

- EcoAir air-to-water heat pump
- combination thermal store
- solar thermal system w. two KPG1 solar collectors
- electric heating elements
- smart controller and other boiler room equipment

Hot water in storage tank (DUO)

EA 408 SOL DUO	EA 408 Heat Pump, DUO 390/130 PR Th. Store w. DHW Tank, 2 KPG1 Collec	16579
EA 410 SOL DUO	EA 410 Heat Pump, DUO 390/130 PR Th. Store w. DHW Tank, 2 KPG1 Collec	16581
EA 415 SOL DUO	EA 415 Heat Pump, DUO 390/130 PR Th. Store w. DHW Tank, 2 KPG1 Collec	16582

Continuous hot water (HSK)

EA 408 SOL HSK	EA 408 Heat Pump, HSK 390 PR Combi Thermal Store, 2 KPG1 Collectors	16583
EA 410 SOL HSK	EA 410 Heat Pump, HSK 390 PR Combi Thermal Store, 2 KPG1 Collectors	16584
EA 415 SOL HSK	EA 415 Heat Pump, HSK 390 PR Combi Thermal Store, 2 KPG1 Collectors	16585

Contents

Air-to-water heat pumps Ground-to-water heat pumps Heat pump accessories Smart controllers	6-9	**HEAT PUMPS**	HP
Solar collectors, roof anchors, flat roof supports, mount accessories Valves + air separators for solar systems, flow regulators and balanc. valves Solar fluid, expansion vessels, pre-insulated pipes Solar controllers, pump stations	10-21	**SOLAR THERMAL SYSTEMS**	SOL
Heat recovery ventilation units, installation accessories Air ducts Air duct heaters	22-27	**HEAT RECOVERY VENTILATION**	HRV
Storage water heaters, anode rods Thermal stores with DHW Thermal stores and insulation sets, finned heat exchangers Stainless-steel plate heat exchangers	28-39	**TANKS, HEAT EXCHANGERS**	ACC
Electric heating elements for hot water storage tanks and thermal stores Electric heating elements for heated towel rails, plug-in thermostats	40-44	**ELECTRIC HEATING ELEMENTS**	EHE
Expansion vessels for heating systems, drinking water and solar systems Brackets and service valves for expansion vessels	45-46	**EXPANSION VESSELS**	EV
Room thermostats Weather compensation controllers Thermostats, thermometers, manometers, sheaths, knobs	47-56	**CONTROLLERS, THERMOSTATS**	CON
Draft regulators and backup power supplies Thermal safety relief valves Thermostatic mixing valves Thermostatic pump stations for boilers and heating systems	57-65	**BOILER PROTECTION AND CONTROL**	BPC
Pump stations, manifolds for heating systems, circulation pumps Zone valves, mixing valves and actuators DHW thermostatic mixing valves, thermostatic radiator heads and valves Safety valves, drain valves, air vent valvess and check valves	66-83	**HEATING SYSTEMS COMPONENTS**	HSC
Pre-insulated solar pipes Flexible stainless steel pipes/hoses for gas and water EPDM pipe insulation	84-88	**PIPES AND INSULATION**	PI
Cleaning pumps, chemicals for cleaning and protection of heating systems Thread sealants Antifreeze heat transfer fluids, accessories	89-91	**CHEMICALS, FLUIDS**	CH
Flue pipes for fanned boilers, flue ways in aluminum	92-97	**FLUE PIPES IN ALUMINUM**	FAL
Flue pipes for condensing boilers, flue ways in polypropylene - PP	98-111	**FLUE PIPES IN POLYPROPYLENE**	FPP

Regulus RTC Heat Pumps for heating and cooling

	Code
» Single-phase inverter heat pump, permitting reverse cooling mode. Maximum flow temperature 55°C, in heating mode it operates to -25°C outdoor temperature. High coefficient of performance, low noise, remote access via internet and service supervision is possible, also suitable for combination with PV panels.	**Code**
RTC 6i Heat Pump 1-6 kW heating output, 1.5-5.5 kW cooling output, SCOP 4.47, energy efficiency class A+++	17735
RTC 12i Heat Pump 2-12 kW heating output, 3-10 kW cooling output, SCOP 3.9, energy efficiency class A++	17448

! RTC heat pumps shall be installed exclusively with CSE IR 14 pump stations with controller.

CSE IR 14 RTC
Pump Stations with Controllers for RTC Pump Stations

	Code
» IR 14 Smart Controller controls heat pumps, 2 heating circuits, DHW heating, solar thermal system, and possibly also electricity surplus from PV panels. The pump stations groups include a Wilo pump with speed control and iPWM flow information, Magnet Filterball, thermometer and insulation.	**Code**
CSE IR 14 RTC EN Pump station and IR 14 RTC Controller, IR menu in English	18242
CSE IR 14 RTC FV1F EN Pump station and IR 14 RTC FV Controller, IR menu in English	18243

EcoAir 600M Air Source Heat Pumps with inverter, three-phase model

	Code
» Heat pump made in Sweden, max. flow temperature 65 °C, works to -22 °C outdoor temperature. High COP, very low noise level, remote access via internet and service supervision is possible, ready to be combined with PV panels, scroll compressor with speed control, up to 10 years warranty on compressor [1]. The heat pump has obtained HP KEYMARK certificate.	**Code**
EcoAir 614M Heat Pump heat output 3 - 13 kW, SCOP 4.9, en.eff.class[2] A+++	17156
EcoAir 622M Heat Pump heat output 4 - 24 kW, SCOP 4.9, en.eff.class[2] A+++	17157

EcoAir 500M Air Source Heat Pumps with inverter, single-phase model

	Code
» 1phase heat pump made in Sweden, max. flow temperature 65 °C, works to -22 °C outdoor temperature. High COP, very low noise level, remote access via internet and service supervision is possible, ready to be combined with PV panels, compressor with speed control, up to 10 years warranty on compressor [1]. The heat pump has obtained HP KEYMARK certificate.	**Code**
EcoAir 510M Heat Pump heat output 1 - 10 kW, SCOP 4.4, en.eff.class[2] A++	15676

1) Please ask our regional sales representatives about current conditions for extended warranty.
2) Seasonal space heating energy efficiency class under average climatic conditions for low temperature applications.

	EcoAir 400 Air Source Heat Pumps	
	» Heat pump made in Sweden, max. flow temperature 65 °C, works to -22 °C outdoor temperature. High COP, very low noise level, remote access via internet and service supervision is possible, up to 10 years warranty on compressor [1]. The heat pump has obtained HP KEYMARK certificate.	**Code**
	EcoAir 406 Heat Pump heat output of 6.2 kW at A7/W35, en.eff.class[2] A++	13243
	EcoAir 408 Heat Pump heat output of 7.8 kW at A7/W35, en.eff.class[2] A++	13244
	EcoAir 410 Heat Pump heat output of 11.5 kW at A7/W35, en.eff.class[2] A++	12994
	EcoAir 415 Heat Pump heat output of 16.2 kW at A7/W35, en.eff.class[2] A++	12995
	EcoAir 420 Heat Pump heat output of 17.5 kW at A7/W35, en.eff.class[2] A+	12848

! EcoAir heat pumps shall be installed exclusively with CSE IR 12 pump stations with controller or with a EcoZenith Multi-energy Thermal Store.

	CSE IR 12 CTC Pump Stations with controllers for CTC Heat Pumps	
	» IR 12 Smart Controller controls heat pumps, 2 mixed heating circuits, DHW heating, solar thermal system, or even energy surplus from PV panels. The pump stations contain a Wilo pump with speed control and iPWM flow data, thermometer and thermal insulation.	**Code**
	CSE IR 12 CTC Pump station and IR 12 CTC controller	17790
	CSE IR 12 FV1F Pump station and IR 12 FV1F CTC controller	17791
	CSE IR 12 FV3F Pump station and IR 12 FV3F CTC controller	17792
	Multi-energy Thermal Stores	
	» An indoor Multi-energy Thermal Store made in Sweden. It contains a complete domestic boiler room in a neat mantle - a controller for both the heat pump and house heating, a tank for continuous DHW heating, auxiliary electric heat source, circulation pumps.	**Code**
	EcoZenith i250 Multi-energy Thermal Store - for EcoAir 406-410 heat pumps	13241
	EcoZenith i350 Multi-energy Thermal Store - for air-to-water inverter heat pumps, 500M and 600M series	17192

1) Please ask our regional sales representatives about current conditions for extended warranty.
2) Seasonal space heating energy efficiency class under average climatic conditions for low temperature applications.

EcoPart 400 Ground Source Heat Pumps

» Heat pump made in Sweden. High COP, very low noise level, incl. a primary (ground) circuit circulation pump, remote access via internet and service supervision is possible, up to 10 years warranty on compressor [1]. The heat pump has obtained HP KEYMARK certificate.

	Code
EcoPart 406 Heat Pump heat output of 5.9 kW at B0/W35, en.eff.class[2] A+++	12647
EcoPart 408 Heat Pump heat output of 8.2 kW at B0/W35, en.eff.class[2] A+++	12648
EcoPart 410 Heat Pump heat output of 10 kW at B0/W35, en.eff.class[2] A+++	12649
EcoPart 412 Heat Pump heat output of 11.8 kW at B0/W35, en.eff.class[2] A++	12650
EcoPart 414 Heat Pump (incl. heating water circulation pump) heat output of 14.5 kW at B0/W35, en.eff.class[2] A++	12651
EcoPart 417 Heat Pump (incl. heating water circulation pump) heat output of 16.76 kW at B0/W35, en.eff.class[2] A+++	12652
EcoPart 435 Heat Pump (incl. heating water circulation pump) heat output of 32.5 kW at B0/W35, en.eff.class[2] A+++ x	15903

EcoHeat 400 Ground Source Heat Pumps

» Heat pump with a multi-energy thermal store. Heat pump with max. flow temperature 65 °C, high COP and a very low noise level. The thermal store contains a complete boiler room in its elegant case – a thermal store with DHW, electric backup heating, actuated mixing valve for heating water, ready to connect to a solar system, hydronic fireplace or other heat sources. Integrated electronic controller with a color touch screen. Up to 10 years warranty on compressor [1].

	Code
EcoHeat 406 Heat Pump heat output of 5.9 kW at B0/W35 + el. boiler 0-9 kW, en.eff.class[2] A++	13441
EcoHeat 408 Heat Pump heat output of 8.2 kW at B0/W35 + el. boiler 0-9 kW, en.eff.class[2] A++	13442
EcoHeat 410 Heat Pump heat output of 10 kW at B0/W35 + el. boiler 0-9 kW, en.eff.class[2] A++	13443
EcoHeat 412 Heat Pump heat output of 11.8 kW at B0/W35 + el. boiler 0-9 kW, en.eff.class[2] A++	13444

Accessories to Multi-energy Thermal Stores

	Code
Internet module for EcoHeat / EcoZenith	17257
Wireless Room Unit for EcoHeat / EcoZenith, incl. aerial, connection module and cable	13944
Additional Wireless Room Unit for EcoHeat / EcoZenith	13945
Room Sensor for EcoHeat / EcoZenith	9752
Temperature Sensor with 2.5m cable for EcoHeat / EcoZenith	9583
Solar module for EcoHeat / EcoZenith	12622

1) Please ask our regional sales representatives about current conditions for extended warranty.
2) Seasonal space heating energy efficiency class under average climatic conditions for low temperature applications.

x - upon order

Accessories to CTC heat pumps		Code
CSE TC W iPWM MFB Pump Station for a heat pump - for heat pumps in series		17868
In Line Heater In line heater contains a safety valve, thermostat and wall mount brackets. An ETT-A electric heating element of output up to 7.5 kW can be installed into the in line heater.		16166
Module to connect a heat pump with master controller – Czech menu, Ethernet port, slot for SD memory card. Power supply unit and 8GB SD card included.		15955
Heating Cable for EcoAir total length: (non-heating end always 1 m)	3,5 m	16168
	5 m	18104
Backup power source for circulation pump of EcoAir heat pumps incl. a maintenance-free sealed 44Ah accumulator and a control unit.		9142
Filling set for primary circuit, 1" M, incl. filter		12454
Filling set for primary circuit, 5/4" M, incl. filter		12455
Wall Support for EcoAir heat pumps incl. anti-vibration silentblocks		17458
Compensator for increased heat exchanger protection against freezing DN25, 1" Fu/M, incl. gaskets		16757
Pipe fitting, Cu 28 x 1" M		13391
Pipe fitting, Cu 28 x 5/4" M		17090
Pipe fitting, Cu 28 x Cu 28		13394
Elbow, Cu28 x 1" M		15985
Elbow, Cu 28 x 5/4" M		17091
Elbow, Cu28 x Cu28		16437
Sealing O-ring for Cu 28 pipes		13393
Braided Hose, 2x 1" F	500 mm	15493
	700 mm	15494
	1000 mm	15495
Braided Hose, 1" F x 1" M	500 mm	15496
	700 mm	15497
	1000 mm	15498
Braided Hose, 2x 5/4" F	500 mm	16896
	700 mm	16897
	1000 mm	16898
Braided Hose, 5/4" F x 5/4" M	500 mm	16899
	700 mm	16900
	1000 mm	16901
Nut Gasket, 1"		9980
Nut Gasket, 5/4"		9981

KPS1 flat plate solar collector - harp type absorber, 7 year warranty	Code
KPS1 Solar collector collector area 2.11 sqm, output 1481 W at 1000 W/m^2 irradiance, for portrait installation, 204x104x9 cm, fluid volume 1.4 l, grey aluminium frame, solar prismatic glass, harp type absorber with TiNOx highly selective surface on aluminium sheet, laser welded to copper pipes, connection with 4 copper pipes 22 mm	16277

Mount kits for fixing and connecting KPS1 solar collectors	Code
Connection kit for KPS, KPG1 and KTU collector array (G3/4" M inlet and outlet, 2 plugs, G3/8"F for air vent, sensor sheath)	7710
Mount kit for 1 KPS1 solar collector *(for 4 anchors or 2 supports+1 strut)	12178
Mount and interconnection kit for 2 KPS1 collectors *(for 6 anchors or 3 supports+1 strut)	12179
Mount and interconnection kit for 3 KPS1 collectors *(for 8 anchors or 4 supports+1 strut)	12180
Mount and interconnection kit for 4 KPS1 collectors *(for 10 anchors or 5 supports+1 strut)	12181
Mount and interconnection kit for 5 KPS1 collectors *(for 10 anchors or 5 supports+1 strut)	12182
Extension kit for fixing and interconnecting 1 KPS1 solar collector *(for 4 anchors or 2 supports+1 strut)	12183

KPS11 flat plate solar collector - harp type absorber, 7 year warranty	Code
KPS11 Solar collector collector area 2.52 sqm, output 1802 W at 1000 W/m^2 irradiance, for portrait installation, 204x124x9 cm, fluid volume 1.7 l, grey aluminium frame, solar prismatic glass, harp type aluminium absorber with TiNOx highly selective surface on aluminium sheet, laser welded to copper pipes, connection with 4 copper pipes 22 mm	16278

Mount kits for fixing and connecting KPS11 solar collectors	Code
Connection kit for KPS, KPG1 and KTU collector array (G3/4" M inlet and outlet, 2 plugs, G3/8"F for air vent, sensor sheath)	7710
Mount kit for 1 KPS11 solar collector *(for 4 anchors or 2 supports+1 strut)	12184
Mount and interconnection kit for 2 KPS11 collectors *(for 6 anchors or 3 supports+1 strut)	12185
Mount and interconnection kit for 3 KPS11 collectors *(for 8 anchors or 4 supports+1 strut)	12186
Mount and interconnection kit for 4 KPS11 collectors *(for 10 anchors or 5 supports+1 strut)	12187
Extension kit for fixing and interconnecting 1 KPS11 Solar Collector *(for 4 anchors or 2 supports+1 strut)	12188

*** Mount and interconnection kits are intended to form a collector array using base rails and pipe fittings with insulation. They contain neither roof anchors nor struts, these shall be ordered from Page 14 depending on the roof and tile type.**

KPG1 flat plate solar collector - harp type absorber	Code
KPG1 Solar collector collector area 2.52 sqm, 1816 W output at 1000 W/m^2 irradiance, for landscape/portrait installation, 215x117x8 cm, fluid volume 1.7 l, silver aluminium frame, tempered low-iron glass, harp type absorber with TiNOx highly selective surface on aluminium sheet, laser welded to copper pipes, connection with 4 copper pipes 22 mm, BAFA approved, Solar Keymark certified	10336
Mount kits for fixing and connecting KPG1 solar collectors	**Code**
Connection kit for KPS, KPG1 and KTU collector array (G3/4" M inlet and outlet, 2 plugs, G3/8"F for air vent, sensor sheath)	7710
Mount kit for 1 KPG1 solar collector *(for 4 anchors or 2 supports+1 strut)	10538
Mount and interconnection kit for 2 KPG1 collectors *(for 6 anchors or 3 supports+1 strut)	10539
Mount and interconnection kit for 3 KPG1 collectors *(for 8 anchors or 4 supports+1 strut)	10540
Mount and interconnection kit for 4 KPG1 collectors *(for 10 anchors or 5 supports+1 strut)	10541
Mount and interconnection kit for 5 KPG1 collectors *(for 12 anchors or 6 supports+1 strut)	14067
Extension kit for fixing and interconnecting 1 KPG1 Solar Collector *(for 4 anchors or 2 supports+1 strut)	11986
Mount kits for fixing and connecting KPG1 solar collectors - horizontally	**Code**
Connection kit for landscape KPG1 collector array (G3/4" M inlet and outlet, 2 plugs, G3/8"F for air vent, sensor sheath)	14134
Mount kit for landscape installation of 1 KPG1 solar collector *(for 4 anchors or 2 supports+1 strut)	10700
Landscape KPG1H flat plate solar collectors, double harp type absorber	**Code**
KPG1H Solar collector collector area 2.52 sqm, 1816 W output at 1000 W/m^2 irradiance, for landscape installation, 117x215x8 cm, fluid volume 1.7 l, silver aluminium frame, solar prismatic glass, double harp type absorber with TiNOx highly selective surface on aluminium sheet, laser welded to copper pipes, connection with 2 copper pipes 22 mm	11427
Mount kits for fixing and connecting landscape KPG1H solar collectors	**Code**
Connection kit for KPG1H collector array (G3/4" M inlet and outlet, 2 plugs, G3/8"F for air vent, sensor sheath)	14618
Mount kit for installation of 1 KPG1H solar collector *(for 4 anchors or 2 supports+1 strut)	10700
Mount and interconn. kit for installation of 2 KPG1H *(for 6 anchors or 3 supports+1 strut)	14517
Extension kit for installation and connection of 1 KPG1H solar coll. *(for 4 anchors or 2 supports+1 strut)	14518

*** Mount and interconnection kits are intended to form a collector array using base rails and pipe fittings with insulation. They contain neither roof anchors nor struts, these shall be ordered from Page 14 depending on the roof and tile type.**

KPI flat plate solar collector for in-roof installation - 7 year warranty	Code
KPI1 DC Solar collector collector area 2.52 sqm, 1808 W output at 1000 W/m^2 irradiance, for portrait installation, 206x122 x10 cm, fluid volume 1.7 l,wooden frame, solar glass, double harp type aluminum absorber with TiNOx highly selective surface, connection with 2 copper pipes 22 mm	11237

Mount kits for fixing and connecting KPI1 solar collectors	Code
Connection kit for one KPI1 collector field (G3/4" M inlet and outlet)	11374
In-roof mount kit for 1 KPI1 solar collector	11335
In-roof mount kit for 2 KPI1 solar collectors	11329
In-roof mount kit for 3 KPI1 solar collectors	11336
In-roof mount kit for 4 KPI1 solar collectors	11337
In-roof mount kit for 2 (2x1) KPI1 solar collectors in 2 rows	11338
In-roof mount kit for 4 (2x2) KPI1 solar collectors in 2 rows	11339
In-roof mount kit for 6 (2x3) KPI1 solar collectors in 2 rows	11340

Solar thermosyphon systems

TSN - tank above the collector	Code
TSN160/2,1 thermosyphon system, complete solar thermosyphon system for outdoor use, with enameled tank 160 l above the collector and one solar collector 2.09 sqm with TiNOx full plate absorber.	11126
TSN200/2,5 thermosyphon system, complete solar thermosyphon system for outdoor use, with enameled tank 200 l above the collector and one solar collector 2.5 sqm with TiNOx full plate absorber.	10637
TSN300/4,2 thermosyphon system, complete solar thermosyphon system for outdoor use, with enameled tank 300 l above the collectors and two solar collectors 2.09 sqm with TiNOx full plate absorber.	11127

TSD - tank behind the collector	Code
TSD160/2,1 thermosyphon system, complete solar thermosyphon system for outdoor use, with enameled tank 160 l behind the collector and one solar collector 2.09 sqm with TiNOx full plate absorber.	10639
TSD200/2,5 thermosyphon system, complete solar thermosyphon system for outdoor use, with enameled tank 200 l behind the collector and one solar collector 2.5 sqm with TiNOx full plate absorber.	11128
TSD300/4,2 thermosyphon system, complete solar thermosyphon system for outdoor use, with enameled tank 300 l behind the collectors and two solar collectors 2.09 sqm with TiNOx full plate absorber.	12686

Accessories to thermosyphon systems		Code
STV1-95 R Thermostatic solar valve 95 °C, protects sanitary water tank of thermosyphonic system against overheating.		10846
STV1-115 R Thermostatic solar valve 115 °C, protects sanitary water tank of thermosyphonic system against overheating.		11165
SZV1 3/4" MF solar non return valve, for t.s. systems with sanitary water tank behind the collector. In TSD sets included.		10663
PTR valve - pressure and temperature release valve for hot water storage tanks protection against high pressure and overheating	7 bar, 92 °C	17240
	10 bar, 92 °C	17241
Expansion vessel Stainless steel expansion vessel is suggested for high temperature working conditions.		15453

	Evacuated tube solar collectors - 7 year warranty	Code
	KTU 10 solar collector collector area 1.81 sqm, 727 W output at 1000 W/m^2 irradiance, for portrait installation,197x92x14 cm, 10 U-pipes, fluid volume 1.7 l, silver frame, borosilicate glass, connection with 4 copper pipes 22 mm	7126
	KTU 15 solar collector collector area 2.66 sqm, 1090 W output at 1000 W/m^2 irradiance, for portrait installation,197x135x14 cm, 15 U-pipes, fluid volume 2.4 l, silver frame, borosilicate glass, connection with 4 copper pipes 22 mm	7127
	Evacuated tube solar collectors with reflective sheet - 7 year warranty	**Code**
	KTU 6R2 solar collector collector area 1.81 sqm, 1012 W output at 1000 W/m^2 irradiance, for portrait installation, 197x92x14 cm, 6 U-pipes with highly reflective sheet, fluid volume 0.92 l, silver frame, borosilicate glass, connection with 4 copper pipes 22 mm	7343
	KTU 9R2 solar collector collector area 2.66 sqm, 1522 W output at 1000 W/m^2 irradiance, for portrait installation, 197x135x14 cm, 9 U-pipes with highly reflective sheet, fluid volume 1.37 l, silver frame, borosilicate glass, connection with 4 copper pipes 22 mm	7342
	Mount kits for fixing and connecting KTU 10 and KTU 6R2 solar collectors	**Code**
	Connection kit for KPS, KPG1 and KTU collector array (G3/4" M inlet and outlet, 2 plugs, G3/8"F for air vent, sensor sheath)	7710
	Mount kit for 1 KTU 10 and 6R2 solar collector **(for 4 anchors or 2 supports + 1 strut)	7415
	Mount and interconnection kit for 2 KTU 10 and 6R2 collectors **(for 6 anchors or 3 supports + 1 strut)	7241
	Mount and interconnection kit for 3 KTU 10 and 6R2 collectors **(for 8 anchors or 4 supports + 1 strut)	7242
	Mount and interconnection kit for 4 KTU 10 and 6R2 collectors **(for 10 anchors or 5 supports + 1 strut)	7243
	Mount and interconnection kit for 5 KTU 10 and 6R2 collectors **(for 10 anchors or 5 supports +1 strut)	7244
	Extension kit for fixing and interconnecting 1 KTU 10 and 6R2 Solar Coll. *(for 4 anchors or 2 supports+1 strut)	11991
	Mount kits for fixing and connecting KTU 15 and KTU 9R2 solar collectors	**Code**
	Connection kit for KPS, KPG1 and KTU collector array (G3/4" M inlet and outlet, 2 plugs, G3/8"F for air vent, sensor sheath)	7710
	Mount kit for 1 KTU 15 and 9R2 solar collector *(for 4 anchors or 2 supports + 1 strut)	7414
	Mount and interconnection kit for 2 KTU 15 and 9R2 collectors *(for 6 anchors or 3 supports + 1 strut)	7245
	Mount and interconnection kit for 3 KTU 15 and 9R2 collectors *(for 8 anchors or 4 supports + 1 strut)	7246
	Mount and interconnection kit for 4 KTU 15 and 9R2 collectors *(for 10 anchors or 5 supports + 1 strut)	7247
	Extension kit for fixing and interconnecting 1 KTU 15 and 9R2 Solar Collect *(for 4 anchors or 2 supports+1 strut)	11990

*** Mount and interconnection kits are intended to form a collector array using base rails and pipe fittings with insulation. They contain neither roof anchors nor struts, these shall be ordered from Page 14 depending on the roof and tile type.**

	Solar collector support brackets for flat roofs	Code
	Triangle support bracket 15°	11979
	Triangle support bracket 25°	10975
	Triangle support bracket 45°	6859
	Strut incl. screws for triangle support brackets - flat roof	9563
	Solar collectors support brackets, flat roof, for landscape KPG1 and KPG1H collectors	**Code**
	Triangle support bracket 25°	10907
	Triangle support bracket 45°	10921
	Strut incl. screws for triangle support brackets, flat roof, for landscape KPG1 and KPG1H	10908
	Wall support brackets for collectors	**Code**
	Wall support bracket for KPG1H, 75° tilt angle – solar awning	14792
	Wall support bracket for KPG1H, 65° tilt angle – solar awning	14793
	Wall support bracket for KPG1H, 45° tilt angle – solar awning	14794
	Anchors for inclined roofs	**Code**
	Stainless-steel anchor for pantiles	6857
	Hot-dipped galvanized steel anchor for pantiles	7929
	Stainless-steel anchor for slate tiles	11574
	Stainless-steel anchor for pantiles, for roof rafters, incl. self tapping screws	10159
	Bolt with clamp for fixing rails onto a roof (incl. gasket)	7320
	Triangle support brackets for inclination adjustment, for inclined roofs	**Code**
	15° Triangle support bracket	10748
	25° Triangle support bracket	8805
	45° Triangle support bracket	10094
	60° Triangle support bracket x	9631
	Triangle support brackets for inclination adjustment, for horizontal KPG1 and KPG1H, for inclined roofs	**Code**
	Triangle support bracket 15° for KPG1 and KPG1H landscape installation	11070
	Triangle support bracket 25° for KPG1 and KPG1H landscape installation	11071
	Triangle support bracket 45° for KPG1 and KPG1H landscape installation	11072
	Mounting rails	**Code**
	Mounting rail, 6.15 m long price for 6.15 m	7009
	Mounting rail,sold by the meter (max. length 6.15 m) price for 1 m	6949

x - on order

Parts for mount and connection kits for solar collectors	Code
Extension kit for aluminum rail connection (1 connection)	10201
Base rail end plug	11773
M8 Travelling nut for base rail	6925
M8x18 stainless-steel bolt for KTU	7259
M8x16 stainless-steel bolt for KPG1	6926
M8x20 stainless-steel bolt for KPC, KPS	12136
M8x30 bolt+nut+washer, travelling head, for base rail slot	8383
Fixing bracket for KPG bottom rail - stainless steel	13057
Fixing bracket for KPC, KPS bottom rail	11690
Retaining side bracket for KPC, KPS	12141
Retaining stainless-steel side bracket for KPG	10522
Retaining side bracket between 2 KPG collectors with bolt	10673
Washer for hanging KTU solar collector	7255
Roof bolt gasket	8891
X-piece for 22 mm Cu pipes for collector outlet,, 3/4" M for outlet, 1/2" F for sheath, 3/8" F with plug for air vent valve	13716
Elbow for 22 mm Cu pipes, 3/4" M – for collector inlet	13694
Hex fitting for Cu pipes, 22 mm to 22 mm	7629
Blind hex fitting for 22 mm Cu pipes (compression plug)	13696
Straight hex fitting, Cu 22 x G 3/4" M	13695
Gasket for 22 mm copper pipes	7330
Insert to 22 mm Cu pipe, for compression connections	12923
3/8" Plug with gasket	7956
1/2" Plug with gasket	7634
3/4" Plug with gasket	7954
Gasket for solar systems - 17x24x1,5 - 3/8" for 3/8" Plug	7794
Gasket for solar systems - 21x27x1,5 - 1/2" for 1/2" Plug	7795
Gasket for solar systems - 27x34x1,5 - 3/4" for 3/4" Plug	7796

Valves for solar thermal systems	Code
Automatic air vent valve, 3/8" M, bottom connection, up to 150 °C	6118
Ball valve, 3/8" M/F, up to 160 °C, under an air vent valve	7250
Safety valve, 1/2"x3/4" F/F, 6 bar, up to 150 °C, for solar thermal systems	1616
Safety valve, 1/2"x3/4" M/F, 6 bar, up to 150 °C, for solar thermal systems	16680

Air separators and accessories	Code
SPVS 3/4" Horizontal brass air separator, connection 2x 3/4"M, 3/8"F connection to air vent	11591
Horizontal air separator, connection 2x Cu 22, with stainless steel strainer, 3/8"F connection to air vent	8510
Vertical air separator with 3/4" M/F vertical air vent, manually operated	11224

Air bleed kits	Code
Kit of air separator and air vent valve for solar systems	13308
Insulation set for air separator and air vent valve	13197

Expansion vessels for solar thermal systems	Code
12 l Expansion Vessel, 8 bar, 3/4" M	13720
18 l Expansion Vessel, 8 bar, 3/4" M	13721
25 l Expansion Vessel, 8 bar, 3/4" M	13722
40 l Expansion Vessel, 8 bar, 3/4" M	13723
50 l Expansion Vessel, 10 bar, 3/4" M, legs, replaceable membrane	13724
80 l Expansion Vessel, 10 bar, 3/4" M, legs, replaceable membrane	13725
100 l Expansion Vessel, 10 bar, 1" M, legs, replaceable membrane	13726
150 l Expansion Vessel, 10 bar, 6/4" M, legs, replaceable membrane	13727
200 l Expansion Vessel, 10 bar, 6/4" M, legs, replaceable membrane	13728
300 l Expansion Vessel, 10 bar, 6/4" M, legs, replaceable membrane	13729
500 l Expansion Vessel, 8 bar, 6/4" M, legs, replaceable membrane x	13730

Service valves for expansion vessels	Code
3/4" Service Valve for expansion vessels connection and easy servicing	8770
1“ Service Valve for expansion vessel connection and easy servicing	12295
6/4“ Service Valve for expansion vessel connection and easy servicing	14492
Exp. vessel bracket for wall mount with connection valve 3/4"	7766
Exp. vessel bracket	12174
Stainless-steel connecting pipe 2x 3/4"F - 0.5 m	9156

x - on order

	Filling valve assembly for solar systems	Code
	Filling valves with 2x Cu 28 mm connections	11643
	Filling valves with 2x 1" F connections	11644
	Balancing valves for solar thermal systems	**Code**
	AV23 balancing valve with indication 2-12 l/min, 3/4" F, 185 °C	7982
	AV23 balancing valve with indication 10-40 l/min, 1" F, 185 °C	8232
	AV23 balancing valve with indication 20-70 l/min, 5/4" F, 100 °C	8022
	Controllers for Regulus solar thermal systems	**Code**
	STDC E - 3-sensor controller for solar thermal systems with 1 collector array and 1 solar consumer, with PWM/0-10V output for high-efficiency pumps, 2 Pt1000 sensors included	13164
	SRS1 T - 3-sensor controller for solar thermal systems of one collector array and one consumer, with a potential-free contact to switch a boiler or a heating element up to 3kW power input, with PWM/0-10V output and iPWM input (flow rate info), two Pt1000 sensors included	17570
	SRS2 TE – 4-sensor controller for solar thermal systems with 1 collector array and 1 solar consumer, with a potential-free contact to switch a boiler or a heating element up to 3kW power input, with PWM/0-10V output for high-efficiency pumps, 3 Pt1000 sensors included	14388
	SRS3 E - 4-sensor controller for solar thermal systems with 1 collector array and up to 2 solar consumers, or 2 independent arrays and one solar consumer, with PWM/0-10V output for high-efficiency pumps, 3 Pt1000 sensors included	13166
	SRS6 EP – 6-sensor controller for solar thermal systems with 1 collector array and up to 3 solar consumers, or 2 independent arrays and up to 2 solar concumers, permitting flowmeter connection for heat measurement, with two PWM/0-10V outputs for high-efficiency pumps, 5 Pt1000 sensors included	13168
	Accessories to solar controllers	**Code**
	Pt1000 Temperature sensor for sheath, with 2m UV resistance cable	9108
	Pt1000 for sheath with 4 m cable	9109
	Pipe mounted sensor housing (for Pt1000)	14250
	Contact temperature sensor with 4 m cable, on pipe - Pt1000	9789
	KA 12 - Surge protector for Pt1000 temperature sensors	9530
	Flowmeter VFS 1-12 l/min., with integrated temperature sensor, DN 20	11051
	Flowmeter VFS 2-40 l/min., with integrated temperature sensor, DN 20	11052
	Flowmeter VFS 5-100 l/min., with integrated temperature sensor, DN 25	10966
	Flowmeter VFS 10-200 l/min., with integrated temperature sensor, DN 32	11050
	IP44 protected box with 2A fuse, to power supply valves with single-pole control (VZK, LK and VMR zone valves)	11685

RegulusSOL Single-line Solar Pump Stations with controller SRS1 T

» with a high-efficiency pump Wilo PARA ST 25/7 iPWM2	Connections	Code
CSE SOL W SRS1 T Pump Station 2 Pt1000 sensors included, flow rate measurement - 2-20 l/min	G 3/4" M	17726
	G 1" M	17902
	Cu 18	18117
	Cu 22	17903
	Cu 28	17904

RegulusSOL Single-line Solar Pump Stations with controller SRS1 T with socket for el. heating element

» with a high-efficiency pump Wilo PARA ST 25/7 iPWM2	Connections	Code
CSE SOL W SRS1 T-E Pump Station with power socket intended to connect an el. heating element (ETT-N) switched by the controller, 3 Pt1000 sensors included, flow rate measurement - 2-20 l/min	G 3/4" M	16955
	G 1" M	17318
	Cu 18	18118
	Cu 22	16956
	Cu 28	17319
CSE SOL W SRS1 T-E HDO Pump Station with power socket intended to connect an el. heating element (ETT-N) switched by Ripple control and the controller, 3 Pt1000 sensors included, flow rate measurement - 2-20 l/min	G 3/4" M	17350
	G 1" M	17349
	Cu 22	17351
	Cu 28	17352
2.0 kW heating element with thermostatic head, length incl. thread 350 mm, non-heating end 180 mm long, w. 5m cable with a dedicated connector to plug in CSE SOL W SRS1 T-E (HDO)		16942
3.0 kW heating element with thermostatic head, length incl. thread 450 mm, non-heating end 180 mm long, w. 5m cable with a dedicated connector to plug in CSE SOL W SRS1 T-E (HDO)		16943
Connector for socket in CSE SOL W SRS1 T-E Pump Station		16940

RegulusSOL Single-line Solar Pump Stations with controller SRS1 T with potential-free socket

» with a high-efficiency pump Wilo PARA ST 25/7 iPWM2	Connections	Code
CSE SOL W SRS1 T-K Pump Station with socket & cable w. connector, for switching an auxiliary heat source by potential-free contact, 3 Pt1000 sensors included, flow rate measurement - 2-20 l/min	G 3/4" M	17899
	G 1" M	17898
	Cu 18	18119
	Cu 22	17900
	Cu 28	17901

RegulusSOL Single-line Solar Pump Stations without controller

» with a high-efficiency pump Wilo PARA ST 25/7 iPWM2	Connections	Code
CSE SOL W P Pump Station with mechanical flowmeter for controllers with PWM control (SRS1 T, TRS6 K and IR 12 with module)	2-12 l/min G 3/4" M	17155
	8-28 l/min G 1"M	17325
PWM Module - transforms 0-10V to PWM incl. iPWM		17838

Accessories to connect a safety valve pipe	Code
Hex fitting for Cu pipes, 22 mm to 22 mm	7629
Straight hex fitting, Cu 22 x G 3/4" M	13695

Twin-line solar pump stations with integrated solar controller	Code
S2 SRS2 TE Pump station twin-pipe with air separator, with integrated SRS2 TE controller for 1 solar appliance, permitting to switch a backup source (el. heating element, gas boiler, heat pump) and a circulation pump, 3 sensors included, with a high-efficiency pump Wilo Yonos Para ST 25/7, 2-12 l/min, 3/4" M	15045
S2 SRS3 E Pump station twin-pipe with air separator, with integrated SRS3 E controller for 2 solar appliances or 2 collector arrays, 3 sensors included, with a high-efficiency pump Wilo Yonos Para ST 25/7, 2-12 l/min, 3/4" M	14860
S2 SRS3 E Cu Pump station twin-pipe with air separator, with integrated SRS3 E controller for 2 solar appliances or 2 collector arrays, 3 sensors included, with a high-efficiency pump Wilo Para ST 25/6 iPWM2, 2-12 l/min, Cu 22	14872
S2 SRS6 EP Twin-line Pump Station with air separator, with integrated SRS6 EP smart controller for 3 solar consumers or 2 collector arrays, with 3 sensors included, with VFS flowmeter (enables precise heat metering), with high-efficiency pump Wilo Para ST 25/8 iPWM2, 2-40 l/min, 1“ M.	14875

Twin-line solar pump stations without integrated controller	Code
S1 Solar 1 Pump station, UPM3 25/7,5, 2-12 l/min, 3/4" M	14861
S1 Solar 1 Pump station, UPM3 25/7,5, 8-28 l/min, 1" M	14865
S2 Solar 3 Pump station, UPM3 25/7,5, air separator, 2-12 l/min, 3/4" M	14866
S2 Solar 3 Pump station, UPM3 25/7,5, air separator, 8-28 l/min, 1" M	14867
S2 Solar 2 Pump station, Stratos Para 25/1-8, 20-70 l/min, 6/4" M	14868

Antifreeze fluid for Regulus solar collectors		
	» SOLARTEN SUPER is a fluid based on mono propylene glycol. Extended warranty for Regulus flat plate collectors is valid only when this fluid is used.	**Code**
	Solarten super, 5 l packaging	10109
	Solarten super, 10 l packaging	10110
	Solarten super, 25 l packaging	10069
	Solarten super, 60 l packaging	10111
	Solarten super, 200 l packaging x	10112
	» SOLARTEN HT is a fluid based on heavy glycols with a low freezing point for thermally highly stressed solar thermal systems. It must not be mixed with Solarten Super fluid. Extended warranty for Regulus evacuated-tube collectors is valid only when this fluid is used.	**Code**
	Solarten HT, 5 l packaging	14951
	Solarten HT, 10 l packaging	14095
	Solarten HT, 25 l packaging	14096
	Solarten HT, 60 l packaging	14952
	Solarten HT, 200 l packaging x	14953
Accessories for handling antifreeze fluid		**Code**
	Refractometer - for measurements of antifreeze fluid properties in solar systems	6933
	Manual filling pump for solar thermal systems	15111
	Manual filling pump with 600 ml container to fill fluid into solar thermal systems and cleaning/protective chemicals to heating systems	15054
	Electric filing pump for filling solar systems from a 25 l plastic container, DIN61 conn. thread	9688
	Filling push cart for solar systems, 1.1 kW power consumption. Max. volume flow 60 l/min., max. working pressure 5 bar	9561

x - on order

SOLARFLEX A - DUO, pre-insulated twinway stainless-steel tubes with cable in EPDM insulation, for solar systems with insulation surface protection only	
insulation thickness of 13 mm	**Code**
Twinway DN 16 stainless-steel tube, 10 m, incl. 4 nuts with lock rings and rim nipple	9916
Twinway DN 16 stainless-steel tube, 15 m, incl. 4 nuts with lock rings and rim nipple	9619
Twinway DN 16 stainless-steel tube, 50 m	10564
Twinway DN 20 stainless-steel tube, 10 m, incl. 4 nuts with lock rings and rim nipple	9917
Twinway DN 20 stainless-steel tube, 15 m, incl. 4 nuts with lock rings and rim nipple	9620
Twinway DN 20 stainless-steel tube, 50 m	10565

SOLARFLEX A - MONO, pre-insulated single stainless-steel pipe in EPDM insulation, for solar systems with insulation surface protection only	
insulation thickness of 13 mm	**Code**
DN 16 stainless-steel pipe, 10 m, incl. 4 nuts with lock rings and rim nipple	12899
DN 16 stainless-steel pipe, 20 m, incl. 4 nuts with lock rings and rim nipple	12900
DN 16 stainless-steel pipe, 30 m, incl. 4 nuts with lock rings and rim nipple	12901
DN 16 stainless-steel pipe, 50 m	12902
DN 20 stainless-steel pipe, 10 m, incl. 4 nuts with lock rings and rim nipple	12903
DN 20 stainless-steel pipe, 20 m, incl. 4 nuts with lock rings and rim nipple	12904
DN 20 stainless-steel pipe, 30 m, incl. 4 nuts with lock rings and rim nipple	12905
DN 20 stainless-steel pipe, 50 m	12906
insulation thickness of 19 mm	**Code**
DN 16 stainless-steel pipe, 10 m, incl. 4 nuts with lock rings and rim nipple	12911
DN 16 stainless-steel pipe, 20 m, incl. 4 nuts with lock rings and rim nipple	12912
DN 16 stainless-steel pipe, 30 m, incl. 4 nuts with lock rings and rim nipple	12913
DN 16 stainless-steel pipe, 50 m	12914
DN 20 stainless-steel pipe, 10 m, incl. 4 nuts with lock rings and rim nipple	12915
DN 20 stainless-steel pipe, 20 m, incl. 4 nuts with lock rings and rim nipple	12916
DN 20 stainless-steel pipe, 30 m, incl. 4 nuts with lock rings and rim nipple	12917
DN 20 stainless-steel pipe, 50 m	12918

Flexible stainless steel tubes, uninsulated, for solar appl.	Code
Stainless-steel pipe, DN 16 - sold by the meter	14701
Stainless-steel pipe, DN 16 - 5m	16386
Stainless-steel pipe, DN 16 - 10 m	16387
Stainless-steel pipe, DN 16 - 15 m	16388
Stainless-steel pipe, DN 20 - sold by the meter	14709
Stainless-steel pipe, DN 20 - 5m	16389
Stainless-steel pipe, DN 20 - 10 m	16390
Stainless-steel pipe, DN 20 - 15 m	16391

Accessories to SOLARFLEX A stainless steel pipes	Pipe size:	Code
Set of 4 nuts, lock rings, gaskets and rim nipple	DN 16	9644
	DN 20	9645
Lock rings	DN 16	8802
	DN 20	8803
3/4" nut	DN 16	8799
1" nut	DN 20	8800
Rim nipple 3/4" M (male/male)	DN 16	6970
Rim nipple 1" M (male/male)	DN 20	6969
Wall clamps for twinway stainless-steel pipe – set of 4	DN 16 - 20	9641
Wall clamps for single stainless-steel pipe – set of 4	DN 16 - 20	12932

Central Heat Recovery Ventilation Units - vertical		Code
	Sentinel Kinetic B - Central HRV unit, incl. integrated control unit and summer by-pass, 125 mm spigot diam., max. ventilation capacity 275 m^3/h,	10176
	Sentinel Kinetic B Plus - Central HRV unit, incl. integrated control unit, humidistat and summer by-pass, 150 mm spigot diam., max. ventilation capacity 490 m^3/h	10335
	Sentinel Kinetic Advance S - Central HRV unit, incl. integrated control unit with touch screen, humidistat, integrated summer by-pass, 125 mm spigot diam., max. ventilation capacity 414 m^3/h	16487
	Sentinel Kinetic Advance S ENT - variant with enthalpy heat exchanger, incl. integrated control unit with touch screen, integrated humidistat & summer by-pass, 125 mm spigot diam., max. ventilation capacity 414 m^3/h	17601
	Sentinel Kinetic Advance SX - Central HRV unit, incl. integrated control unit with touch screen, humidistat, integrated summer by-pass, WiFi module, air flowrate sensors permitting precise adjustment, 125 mm spigot diam., max. ventilation capacity 414 m^3/h	16488

Central Heat Recovery Ventilation Units - horizontal		Code
	HR 100R - Central HRV unit for apartments or attic installations, 160 mm unit height, 98 mm spigot diam., max. ventilation capacity 66 m3/h	7483
	HR 100Rs - Central HRV unit for apartments, under ceiling version, 160 mm unit height, 98 mm spigot diam., max. ventilation capacity 66 m3/h	10308
	Sentinel Kinetic Horizontal 200ZPH - Central HRV unit for apartments, incl. room unit, integrated humidity sensor, summer by-pass, 200 mm unit height, rectangular spigots (204 x 60 mm), max. ventilation capacity 168 m3/h	16709
	Sentinel Totus^2 D-ERV MINI - Central HRV unit for large buildings, incl. integrated control unit, summer by-pass, frost protection, 250 mm spigot diam., max. ventilation capacity 756 m3/h **x**	12234
	Sentinel Totus^2 D-ERV MIDI - Central HRV unit for large buildings, incl. integrated control unit, summer by-pass, frost protection, rectangular spigots (400x250 mm), ventilation capacity 1332 m^3/h **x**	12236
	Sentinel Totus^2 D-ERV MAXI - Central HRV unit for large buildings, incl. integrated control unit, summer by-pass, frost protection, 400 mm spigot diam., max. ventilation capacity 2124 m^3/h **x**	12238

Local Heat Recovery Ventilation Units		Code
	HR 30W - for wall thickness up to 280 mm Single-room HRV unit	6954
	HR 100W - for wall thickness up to 280 mm Single-room HRV unit	6955
	EXT 100 - for walls 280-500 mm thick Extension for HR30W and HR100W HRV units	6956

x - upon order

Air duct heaters and exchangers	Code
Electric air duct heater, 0.4 kW, DN 125 incl. adjust. and high limit thermostats, 3 m cable	14059
Electric air duct heater, 0.6 kW, DN 150 incl. adjust. and high limit thermostats, 3 m cable	14796
Hot-water air duct heater DN 200	9215
Air heater/cooler, DN 150, for max. airflow rate 300 m^3/h, condensate discharge, drop eliminator, cooling: 1.6 kW, cooling water 7/9°C, air temperature 28°C; heating: 2 kW, heating water 50/47°C, air temperature 15°C.	18139

Accessories to HRV units	Code
Remote control with 15m cable, for Sentinel Kinetic	10757
Wireless boost switch for Sentinel Kinetic	10756
Humidity sensor for Sentinel Kinetic	10177
CO_2 sensor for Sentinel Kinetic	11852
0-10V Module for Sentinel Kinetic Advance	16607
Docking station for Advance unit control module, incl. 15 m cable	16609
Voltage-free Extension Module (4 inputs) for Sentinel Kinetic Advance	16610
Extension Module (2 inputs 230 V) for Sentinel Kinetic Advance	16611
WiFi Module for Sentinel Kinetic Advance S (in SX included in supply)	16608
Connection Kit - Sentinel Kinetic B + IR Controller	17459
Connection Module - Sentinel Kinetic B to IR via CIB - 2-wire connecttion	17786
Connection Module - Sentinel Kinetic Advance to IR via CIB - 2-wire connecttion	17787
HR-S Mechanical humidistat, 35-95 % RH	14334
Single Pole Circuit Breaker, interrupts N line, 3A, char.D	9532
Aluminum hose band, 50 mm x 50 m x 0.3 mm, up to 120 °C	11515
Quick-lock hose band, 30 m, in roll	9209
Clamp for quick-lock hose band — 1 pcs	9210
Clamp for quick-lock hose band — 50 pcs	17061
Insulation for HR100 Heat Recovery Unit	11767
Insulation for HR100RS Heat Recovery Unit	11768
ZINKALL spray, for cold zinc-plating (400 ml)	428
Cleaning spray for HRV units and ducts	10686

Spare Parts for HRV units	Code
Filter textile for HR30W and HR100W	9001
Filter textile for HR100R	8136
Filter textile for Sentinel Kinetic B - set of two G3 filters	13323
Filter textile for Sentinel Kinetic B - set of two F5 pollen filters	13324
Filter textile for Sentinel Kinetic B Plus - set of two G3 filters	13325
Filter textile for Sentinel Kinetic B Plus - set of two F5 pollen filters	13326
Spare filter for Sentinel Kinetic B - set of two G3 filters	17026
Spare filter for Sentinel Kinetic B - set of two F5 pollen filters	17572
Spare filter for Sentinel Kinetic B Plus - set of two G3 filters	17028
Spare filter for Sentinel Kinetic B Plus - set of two F5 pollen filters	17573
Spare filter for Sentinel Kinetic Advance - set of two G3 filters	16891
Spare filter for Sentinel Kinetic Advance - set of two F5 pollen filters	16892
Filter for Sentinel Kinetic Advance HRV unit – one F5 pollen bag filter	17024
Filter for Sentinel Kinetic Advance HRV unit – one F7 pollen bag filter	17025
Spare filter for Sentinel Kinetic Horizontal - set of two G3 filters	17030
Spare filter for Sentinel Totus MIDI - set of two G4 filters	18038
Spare filter for Sentinel Totus MAXI - set of two G4 filters	18039

Shaped pieces	Diam.	Code
Male coupler	100 mm	8854
	125 mm	7894
	150 mm	7895
Duct reducer	125/100 mm	7896
	150/100 mm	16653
	150/125 mm	7897
	200/150 mm	7904
T-piece	100/100 mm	7769
	125/100 mm	7721
	125/125 mm	7889
	150/100 mm	7890
	150/125 mm	7908
	150/150 mm	7891

Components	Diam.	Code
Butterfly damper	100 mm	7898
	125 mm	7899
	150 mm	7900
Non-return damper, airtight	100 mm	7771
	125 mm	10872
	150 mm	11565
Duct muffler, 175 x 175 x 600 mm	125 mm	16646

Round hoses	Diam.	Code
Single-layer flexible hose in Al, 5 m	100 mm	7743
	125 mm	7589
	150 mm	7886
Thermally insulated flexible hose in Al, 10 m	102 mm	8000
	127 mm	7887
	152 mm	7888
	203 mm	8037
Saniflex anti-bacterial flexible plastic hose, thermally insulated, 10 m	127 mm	16068

Round EPP Air Ducts	Diam.	Code
Round EPP Duct, 0,5 m	125 mm	18064
	150 mm	18065
Round EPP Duct, 1 m	125 mm	18066
	150 mm	18067
90° EPP Elbow	125 mm	18068
	150 mm	18069
45° EPP Elbow	125 mm	18070
	150 mm	18071
EPP Coupler	125 mm	18072
	150 mm	18073

Round Plastic Air Ducts	Diam.	Code
Round Plastic Duct, 1 m	100 mm	8852
	125 mm	8039
	150 mm	16731
90° Elbow	100 mm	18164
	125 mm	18165
	150 mm	18166
45° Elbow	100 mm	18167
	150 mm	18168
T-piece	100 mm	18161
	125 mm	18162
	150 mm	18163
Coupler	100 mm	18169
	125 mm	18170
	150 mm	18171
Duct reducer	100 mm	18172
	150 mm	18173

Flexible Highly Resistant Air Duct in HDPE		Code
Flexible Air Duct in HDPE, antibacterial, diam. 75, 50 m		15731
Flexible Air Duct in HDPE, antibacterial, diam. 75, 10 m		16164
Plastic Ceiling Outlet, 125/75		16173
Air Distribution Box, angled, 3x75/125		15733
Air Distribution Box, angled, (1+3+1)x75/125		16536
Air Distribution Box, angled, (2+4+2)x75/125		16537
Air Distribution Box, angled, (2+4+2)x75/150		16538
Air Distribution Box (1+3+1)x75/60x200		16540
Air Distribution Box (2+4+2)x75/60x200		16539
Extension for Air Distribution Box – 0.5m long	125 mm	16542
	150 mm	16706
Butterfly damper diam. 75		16730
Bend, 90°		15739
Duct Reducer, 100/75		15740
Duct Reducer, 125/75		15741
Duct Reducer, angled, 125/75		16541
Flexible Air Duct Coupler		15742
Support for Air Duct		15752
Heat Shrink Sleeve for air ducts		15749
Seal between an air duct and distribution box		15748
Seal between an air duct and coupler		15747
DUCT Adhesive Tape, PE - 50 mm x 50 m x 0.15 mm, up to 60°C		16654
TALE Adhesive tape, AL - 50 mm x 50 m x 0.3 mm, up to 120°C		16655
Air Distribution Box Plug		15751
Air Duct Plug		15750

Square plastic pipes	Code
Square plastic pipes 60x200 mm, 1.5 m	7906
Square coupling 60x200 mm	7909
Elbow adapter, square to round, 60x200/100 mm	8243
Elbow adapter, square to round, 60x200/125 mm	7910
Square to round adapter, 60x200/100 mm	18160
Square to round adapter, 60x200/125 mm	7911
90° horizontal elbow 60x200 mm	7912
45° horizontal elbow, with divisible segments, 60x200 mm	9744
90° vertical elbow 60x200 mm	8045
45° vertical elbow 60x200 mm	18157
T-piece 60x200 mm	7913
Drop down section	18158
Horizontal ventilation grille, 60x200 mm	11754
Vertical ventilation grille, 60x200 mm	18159
Air duct bracket,60x200 mm	14255

Plastic air disk valves	Diam.	Code
Air duct inlet / outlet disc valve	100 mm	7901
	125 mm	7902
Round plastic grille, anti-insect net	80-125 mm	9002
Round grille, insect mesh, stainless steel	100 mm	16647
	125 mm	16648
	150 mm	16649
Round grille, bull nose, insect mesh, stainless steel	100 mm	16650
	125 mm	16651
	150 mm	16652
Inlet/outlet Terminal	125 mm	175
Pitched-roof flashing, workable Al sheet	125 mm	8014

PS ES+ Thermal Stores, 4 G 6/4" tappings	Code
PS 600 ES+, 650/850 mm diam., 1935 mm high, 560 l	15527
PS 900 ES+, 790/990 mm diam., 1975 mm high, 860 l	15530
PS 1100 ES+, 850/1050 mm diam., 2080 mm high, 1037 l	15956
Insulation Sets for PS ES+ - S-II soft insulation with PUR leather, incl. top and bottom insulation	**Code**
S-II insulation for PS 600 ES+ thermal store	16333
S-II insulation for PS 900 ES+ thermal store	16340
S-II insulation for PS 1100 ES+ thermal store	16348



PS E+ Thermal Stores, 5 G 6/4" tappings	Code
PS 500 E+, 600/800 mm diam., 1915 mm high, 473 l, en.effic.class C*	14754
PS 750 E+, 750/950 mm diam., 1975 mm high, 756 l	15212
PS 1000 E+, 800/1000 mm diam., 2080 mm high, 927 l	15851
PS 1100 E+, 850/1050 mm diam., 2080 mm high, 1038 l	15215
PS 1250 E+, 950/1150 mm diam., 2065 mm high, 1260 l	15992
Insulation Sets for PS E+ - S-II soft insulation with PUR leather, incl. top and bottom insulation	**Code**
S-II insulation for PS 500 E+ thermal store	16330
S-II insulation for PS 750 E+ thermal store	16338
S-II insulation for PS 1000 E+ thermal store	16344
S-II insulation for PS 1100 E+ thermal store	16347
S-II insulation for PS 1250 E+ thermal store	16351

PS K+ Thermal Stores (reduced height), 9 G 6/4“ tappings	Code
PS 400 K+, 600/800 mm diam., 1665 mm high, 403 l, en.effic.class C*	15285
PS 500 K+, 650/850 mm diam., 1685 mm high, 477 l, en.effic.class C*	15288
PS 600 K+, 700/900 mm diam., 1705 mm high, 560 l	15291
PS 700 K+, 790/990 mm diam., 1725 mm high, 737 l	15294
PS 900 K+, 850/1050 mm diam., 1765 mm high, 861 l	15297
PS 1100 K+, 950/1150 mm diam., 1815 mm high, 1085 l	16119
Insulation Sets for PS K+ - S-II soft insulation with PUR leather, incl. top and bottom insulation	**Code**
S-II insulation for PS 400 K+ thermal store	16328
S-II insulation for PS 500 K+ thermal store	16331
S-II insulation for PS 600 K+ thermal store	16334
S-II insulation for PS 700 K+ thermal store	16336
S-II insulation for PS 900 K+ thermal store	16341
S-II insulation for PS 1100 K+ thermal store	16349

Tank diameter is without/with insulation.
* energy efficiency class of tank with insulation



PS N+ Thermal Stores, 9 G 6/4" tappings		Code
PS 200 N+, 450/650 mm diam., 1351 mm high, 181 l, en.effic.class C*		14717
PS 300 N+, 550/750 mm diam., 1405 mm high, 280 l, en.effic.class C*		14720
PS 400 N+, 550/750 mm diam., 1905 mm high, 397 l, en.effic.class C*		13783
PS 500 N+, 600/800 mm diam., 1915 mm high, 474 l, en.effic.class C*		14723
PS 600 N+, 650/850 mm diam., 1935 mm high, 560 l		15135
PS 700 N+, 700/900 mm diam., 1955 mm high, 656 l		15138
PS 800 N+, 800/1000 mm diam., 1845 mm high, 804 l		15141
PS 900 N+, 790/990 mm diam., 1975 mm high, 860 l		15144
PS 1000 N+, 800/1000 mm diam., 2080 mm high, 927 l		15147
PS 1100 N+, 850/1050 mm diam., 2080 mm high, 1040 l		15150
PS 1500 N+, 1100/1300 mm diam., 1885 mm high, 1504 l		15153
PS 2000 N+, 1250/1450 mm diam., 1955 mm high, 2005 l		15156
PS 3000 N25, 1500/1700 mm diam., 2040 mm high, 3022 l, 9 G 2.5" tappings	x	14454
PS 4000 N25, 1600/1800 mm diam., 2355 mm high, 3991 l, 9 G 2.5" tappings	x	14457
PS 5000 N25, 1600/1800 mm diam., 2855 mm high, 4989 l, 9 G 2.5" tappings	x	14331

Insulation Sets for PS N+ - S-II soft insulation with PUR leather, incl. top and bottom insulation		Code
S-II insulation for PS 200 N+ thermal store		16326
S-II insulation for PS 300 N+ thermal store		16327
S-II insulation for PS 400 N+ thermal store		16329
S-II insulation for PS 500 N+ thermal store		16332
S-II insulation for PS 600 N+ thermal store		16335
S-II insulation for PS 700 N+ thermal store		16337
S-II insulation for PS 800 N+ thermal store		16339
S-II insulation for PS 900 N+ thermal store		16342
S-II insulation for PS 1000 N+ thermal store		16345
S-II insulation for PS 1100 N+ thermal store		16350
S-II insulation for PS 1500 N+ thermal store		16352
S-II insulation for PS 2000 N+ thermal store		16353
S-II insulation for PS 3000 N25 thermal store	x	16354
S-II insulation for PS 4000 N25 thermal store	x	16355
S-II insulation for PS 5000 N25 thermal store	x	16356

Tank diameter is without/with insulation.
* energy efficiency class of tank with insulation
x - upon order

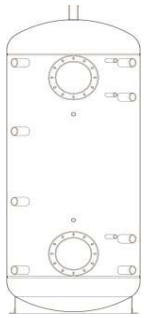

Thermal Stores with 2 flanged openings (no flanges), 9 G 6/4“ tappings		Code
PS2F 300 N+, 550/750 mm diam., 1405 mm high, 285 l, en.effic.class C*		14726
PS2F 500 N+, 600/800 mm diam., 1915 mm high, 479 l, en.effic.class C*		14729
PS2F 800 N+, 800/1000 mm diam., 1845 mm high, 809 l		15218
PS2F 1000 N+, 800/1000 mm diam., 2080 mm high, 932 l		15221
PS2F 1500 N+, 1100/1300 mm diam., 1885 mm high, 1509 l		15224
PS2F 2000 N+, 1250/1450 mm diam., 1955 mm high, 2010 l		15227
PS2F 3000 N25, 1500/1700 mm diam., 2040 mm high, 3027 l, 9 G 2.5" tappings	x	14460
PS2F 4000 N25, 1600/1800 mm diam., 2355 mm high, 3996 l, 9 G 2.5" tappings	x	14463
PS2F 5000 N25, 1600/1800 mm diam., 2855 mm high, 4994 l, 9 G 2.5" tappings	x	14466
Insulation Sets for PS2F N+ - S-II soft insulation with PUR leather, incl. top and bottom insulation		**Code**
S-II insulation for PS2F 300 N+ thermal store		16357
S-II insulation for PS2F 500 N+ thermal store		16358
S-II insulation for PS2F 800 N+ thermal store		16359
S-II insulation for PS2F 1000 N+ thermal store		16360
S-II insulation for PS2F 1500 N+ thermal store		16361
S-II insulation for PS2F 2000 N+ thermal store		16362
S-II insulation for PS2F 3000 N25 thermal store	x	16363
S-II insulation for PS2F 4000 N25 thermal store	x	16364
S-II insulation for PS2F 5000 N25 thermal store	x	16365

Thermal Stores with heat exchanger and flanged opening (no flange), 9 G 6/4“ tappings		Code
PSWF 300 N+, 550/750 mm diam., 1405 mm high, 280 l, 1.5 sqm heat exchanger, en.effic.class C*		14732
PSWF 500 N+, 600/800 mm diam., 1915 mm high, 472 l, 2,0 sqm heat exchanger, en.effic.class C*		14735
PSWF 800 N+, 800/1000 mm diam., 1845 mm high, 807 l, 2,7 sqm heat exchanger		15230
PSWF 1000 N+, 800/1000 mm diam., 2080 mm high, 930 l, 3,2 sqm heat exchanger		15232
PSWF 1500 N+, 1100/1300 mm diam., 1885 mm high, 1498 l, 4,0 sqm heat exchanger		15234
PSWF 2000 N+, 1250/1450 mm diam., 1955 mm high, 1996 l, 4,5 sqm heat exchanger		15236
Insulation Sets for PSWF N+ - S-II soft insulation with PUR leather, incl. top and bottom insulation		**Code**
S-II insulation for PSWF 300 N+ thermal store		16366
S-II insulation for PSWF 500 N+ thermal store		16367
S-II insulation for PSWF 800 N+ thermal store		16371
S-II insulation for PSWF 1000 N+ thermal store		16368
S-II insulation for PSWF 1500 N+ thermal store		16369
S-II insulation for PSWF 2000 N+ thermal store		16370

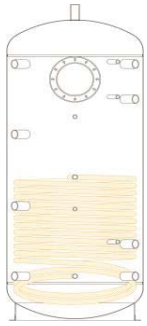

Tank diameter is without/with insulation.
* energy efficiency class of tank with insulation
x - upon order

Prices of PS2F Thermal stores do not include flanges. For flanges, see next page.

	Flanges for thermal stores	Code
	Blind flange - d=312, no holes	6230
	Flange for finned copper heat exchanger (code 6150 to 6154) - d=312, 2xd=30-70	6231
	Flange for finned copper heat exchanger (code 6155 to 6157) - d=312, 2xd=39-90	6232
	Finned copper tube heat exchangers, flange mount	**Code**
	Tube heat exchanger 0.6 sqm, d. 145x410mm, 3/4", 1 coil (for flange code 6231)	6150
	Tube heat exchanger 1.06 sqm, d. 145x420mm, 3/4", 1 coil (for flange code 6231)	6151
	Tube heat exchanger 1.8 sqm, d. 170x470mm, 3/4", 1 coil (for flange code 6231)	6152
	Tube heat exchanger 2.63 sqm, d. 190x600mm, 3/4", 1 coil (for flange code 6231)	6154
	Tube heat exchanger 3.15 sqm, d. 190x560mm, 1", 2 coils (for flange code 6232)	6157
	Tube heat exchanger 3.6 sqm, d. 190x630mm, 1", 2 coils (for flange code 6232)	6155
	Tube heat exchanger 4.5 sqm, d. 190x750mm, 1", 2 coils (for flange code 6232)	6156
	Other accessories to thermal stores	**Code**
	Accessory Kit for PSxx N+ (thermometer, pressure gauge, safety valve, sheath)	17566
	Accessory Kit for PS E+ (thermometer, pressure gauge, safety valve)	17567
	Tapping Insulation in EPP to insulate therm. store tappings, 110 mm diam., 85 mm long	14818
	Plug 1/2" w. gasket (Asbestos-free)	7634
	Plug 1"	7691
	Plug 6/4"	7881
	Hex Nipple, 6/4“ M/M	7627
	Reducing Hex Nipple, 6/4“ x 1“, M/M	8766
	Reducing Hex Nipple, 6/4“ x 5/4“, M/M	8767
	Reducer, 1/2" x 1/4" M/F for thermomanometers	16169
	Reducer, 6/4“ x 1“, M/F	7882
	Reducer, 2,5"x6/4" M/F for heating elements into PSxx N25 thermal stores	15089
	T-piece, 1/2" F x 1/4" F x 1/2" M for pressure gauge and 1/2" sheath installation	16170
	Single sheath, 7x9x100 mm - nickel plated, 1/2"	9078
	Single sheath, 7x9x45 mm, 1/2", brass	14879
	Single sheath, 7x9x60 mm, 1/2", brass	15746
	Single sheath, 7x9x100 mm, 1/2", brass	14880
	Single sheath, 7x9x120 mm, 1/2", brass	15745
	Single sheath, 7x9x160 mm, 1/2", brass	16590
	Single sheath, 7x9x180 mm, 1/2", brass	16591
	Single sheath, 7x9 x 200 mm, 1/2", brass	14881
	Sheath for 3 sensors, 15x17x100 mm, 1/2", brass	15744
	Sheath for 3 sensors, 15x17x130 mm, 1/2", brass	16592
	Sheath for 3 sensors, 15x17x230 mm, 1/2", brass	15743
	Sheath for 4 sensors, 15x17x120 mm, 1/2", brass	14882
	Spring to replace one sensor in multi-sensor sheath	9185
	Curly spring to fix sensor in sheath (for sheath for 3 or 4 sensors)	1497
	Capillary spring, small, 1/2", stainless steel	10845
	Capillary spring, small, 1/2", stainless steel, 100 pcs	13563
	Capillary spring, big, 3/4", stainless steel	13557
	Capillary spring, big, 3/4", stainless steel, 100 pcs	13565

	DUO Thermal Stores with immersed DHW tank (intended for use with autom. boilers)	Code
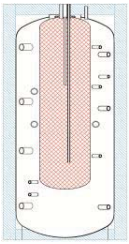	DUO 390/130 diam. 550/750 mm, 1910 mm high, 387 l, energy effic. class C*	14198
	DUO 600/200 diam. 650/850 mm, 1935 mm high, 552 l	14201
	DUO 750/200 diam. 750/950 mm, 1980 mm high,749 l	14204
	DUO 1000/200 diam. 800/1000 mm, 2080 mm high, 918 l	14210
	DUO 1700/200 diam. 1100/1300 mm, 2080 mm high, 1682 l	14213
	Insulation sets for DUO – S-II fleece insulation with PUR leather surface, incl. top and bottom insulation	**Code**
	S-II insulation for DUO 390/130 thermal store	16294
	S-II insulation for DUO 600/200 thermal store	16300
	S-II insulation for DUO 750/200 thermal store	16303
	S-II insulation for DUO 1000/200 thermal store	16255
	S-II insulation for DUO 1700/200 thermal store	16291
	DUO P Thermal Stores with immersed DHW tank and separating metal sheet (intended for use with heat pumps and manually loaded boilers)	**Code**
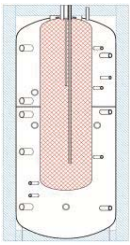	DUO 390/130 P diam. 550/750 mm, 1910 mm high, 386 l, energy effic. class C*	14071
	DUO 600/200 P diam. 650/850 mm, 1935 mm high, 551 l	14272
	DUO 750/200 P diam. 750/950 mm, 1980 mm high, 748 l	14274
	DUO 1000/200 P diam. 800/1000 mm, 2080 mm high, 917 l	14266
	DUO 1700/200 P diam. 1100/1300 mm, 2080 mm high, 1681 l	14268
	Insulation sets for DUO P – S-II fleece insulation with PUR leather surface, incl. top and bottom insulation	**Code**
	S-II insulation for DUO 390/130 P thermal store	16295
	S-II insulation for DUO 600/200 P thermal store	16301
	S-II insulation for DUO 750/200 P thermal store	16304
	S-II insulation for DUO 1000/200 P thermal store	16256
	S-II insulation for DUO 1700/200 P thermal store	16292
	DUO PR Thermal Stores with immersed DHW tank, separating metal sheet and heat exchanger (intended for use with solar thermal systems)	**Code**
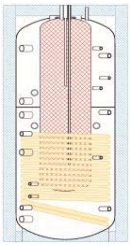	DUO 390/130 PR diam. 550/750 mm, 1910 mm high, 383 l, 1.5 sqm heat exchanger, en. eff. class C*	14072
	DUO 600/200 PR diam. 650/850 mm, 1935 mm high, 534 l, 2.4 sqm heat exchanger	14219
	DUO 750/200 PR diam. 750/950 mm, 1980 mm high, 743 l, 2.5 sqm heat exchanger	14222
	DUO 1000/200 PR diam. 800/1000 mm, 2080 mm high, 913 l, 3.2 sqm heat exchanger	14125
	DUO 1700/200 PR diam. 1100/1300 mm, 2080 mm high, 1670 l, 4 sqm heat exchanger	14228
	Insulation sets for DUO PR – S-II fleece insulation with PUR leather surface, incl. top and bottom insulation	**Code**
	S-II insulation for DUO 390/130 PR thermal store	16296
	S-II insulation for DUO 600/200 PR thermal store	16302
	S-II insulation for DUO 750/200 PR thermal store	16305
	S-II insulation for DUO 1000/200 PR thermal store	16258
	S-II insulation for DUO 1700/200 PR thermal store	16293

Tank diameter is without/with insulation.
* energy efficiency class of tank with insulation

	DUO K Thermal Stores, reduced height, with immersed DHW tank	Code
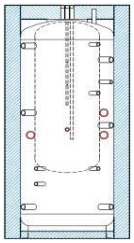	DUO 390/130 K diam. 600/800 mm, 1670 mm high, 399 l, energy effic. class C*	16070
	Insulation sets for DUO K – S-II fleece insulation with PUR leather surface, incl. top and bottom insulation	**Code**
	S-II insulation for DUO 390/130 K thermal store	16297
	DUO K P Thermal Stores, reduced height, with immersed DHW tank and separating metal sheet	**Code**
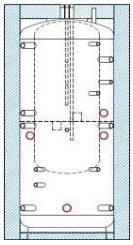	DUO 390/130 K P diam. 600/800 mm, 1670 mm high, 399 l, energy effic. class C*	16073
	DUO 750/160 K P diam. 790/990 mm, 1727 mm high, 710 l	16828
	Insulation sets for DUO K P – S-II fleece insulation with PUR leather surface, incl. top and bottom insulation	**Code**
	S-II insulation for DUO 390/130 K P thermal store	16298
	S-II insulation for DUO 750/160 K P thermal store	16830
	DUO K PR Thermal Stores, reduced height, with immersed DHW tank, separating metal sheet and solar heat exchanger	**Code**
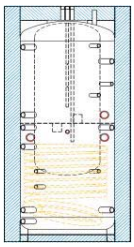	DUO 390/130 K PR diam. 600/800 mm, 1670 mm high, 395 l, 1.5 sqm heat exchanger, energy effic. class C*	16077
	Insulation sets for DUO K PR – S-II fleece insulation with PUR leather surface, incl. top and bottom insulation	**Code**
	S-II insulation for DUO 390/130 K PR thermal store	16299
	Accessories	**Code**
	Electronic anode rod for DUO 390/130 - 1700/200	13793
	Accessory Kit for DUO/HSK P (thermometer, pressure gauge, safety valve, air vent valve, sheath)	17568
	Accessory Kit for DUO/HSK PR/PV (thermometer, pressure gauge, safety valve, air vent valve, 2x sheath)	17569
	Safety Kit for hot water storage tanks up to 200 l (safety valve, non-return valve w. functional check, ball valve, drain valve, pressure gauge).	17387
	PTR valve pressure and temperature release valve for hot water storage tank protection against high pressure and overheating — 7 bar, 92 °C	17240
	PTR valve pressure and temperature release valve for hot water storage tank protection against high pressure and overheating — 10 bar, 92 °C	17241
	Connection Kit – PTR valve x DUO Thermal Stores	17525

Tank diameter is without/with insulation.
* energy efficiency class of tank with insulation

	HSK P Thermal Store with stainless-steel tube DHW heat exchanger and separating metal sheet	Code
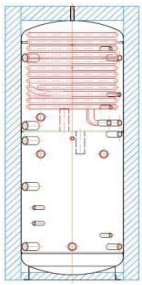	HSK 390 P diam. 550/750 mm, 1905 mm high, 398 l, 6 sqm DHW heat exchanger, energy effic. class C*	13517
	HSK 600 P diam. 650/850 mm, 1935 mm high, 560 l, 6 sqm DHW heat exchanger	14175
	HSK 750 P diam. 750/950 mm, 1975 mm high, 760 l, 6 sqm DHW heat exchanger	14178
	HSK 1000 P diam. 800/1000 mm, 2080 mm high, 925 l, 6 sqm DHW heat exchanger	14555
	HSK 1700 P diam. 1100/1300 mm, 2075 mm high, 1687 l, 6 sqm DHW heat exchanger	14558
	Insulation Sets for HSK P – S-II soft insulation with PUR leather surface, incl. top and bottom insulation	**Code**
	S-II insulation for HSK 390 P thermal store	16318
	S-II insulation for HSK 600 P thermal store	16320
	S-II insulation for HSK 750 P thermal store	16323
	S-II insulation for HSK 1000 P thermal store	16310
	S-II insulation for HSK 1700 P thermal store	16314
	HSK PV Thermal Store with 2 stainless-steel tube DHW heat exchangers and separating metal sheet	**Code**
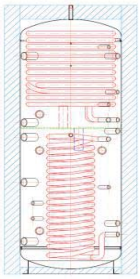	HSK 600 PV diam. 650/850 mm, 1935 mm high, 557 l, 6+3 sqm DHW heat exchangers	16158
	HSK 750 PV diam. 750/950 mm, 1975 mm high, 760 l, 6+3 sqm DHW heat exchangers	16177
	HSK 1000 PV diam. 800/1000 mm, 2080 mm high, 922 l, 6+3 sqm DHW heat exchangers	16180
	HSK 1700 PV diam. 1100/1300 mm, 2075 mm high, 1684 l, 6+3 sqm DHW heat exchangers	16183
	Insulation Sets for HSK PV – S-II soft insulation with PUR leather surface, incl. top and bottom insulation	**Code**
	S-II insulation for HSK 600 PV thermal store	16160
	S-II insulation for HSK 750 PV thermal store	16179
	S-II insulation for HSK 1000 PV thermal store	16312
	S-II insulation for HSK 1700 PV thermal store	16185

Tank diameter is without/with insulation.
* energy efficiency class of tank with insulation

	HSK PR Thermal Store with stainless-steel DHW tube heat exchanger(s), separating metal sheet and solar HE (suitable for solar thermal systems)	Code
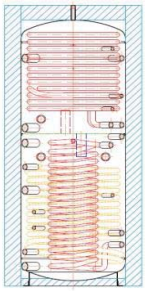	HSK 390 PR diam. 550/750 mm, 1905 mm high, 394 l, 6 sqm DHW heat exchanger, 1.5 sqm solar HE, energy effic. class C*	14172
	HSK 600 PR diam. 650/850 mm, 1935 mm high, 553 l, 6+3 sqm DHW heat exchanger, 2.4 sqm solar HE	14187
	HSK 750 PR diam. 750/950 mm, 1975 mm high, 753 l, 6+3 sqm DHW heat exchanger, 2.5 sqm solar HE	14190
	HSK 1000 PR diam. 800/1000 mm, 2080 mm high, 916 l, 6+3 sqm DHW heat exchanger, 3.2 sqm solar HE	14012
	HSK 1700 PR diam. 1100/1300 mm, 2075 mm high, 1676 l, 6+3 sqm DHW heat exchanger, 4.0 sqm solar HE	14013
	Insulation Sets for HSK PR – S-II soft insulation with PUR leather surface, incl. top and bottom insulation	**Code**
	S-II insulation for HSK 390 PR thermal store	16319
	S-II insulation for HSK 600 PR thermal store	16321
	S-II insulation for HSK 750 PR thermal store	16324
	S-II insulation for HSK 1000 PR thermal store	16311
	S-II insulation for HSK 1700 PR thermal store	16315
	Accessories to HSK thermal store	**Code**
	Accessory Kit for DUO/HSK P (thermometer, pressure gauge, safety valve, air vent valve, sheath)	17568
	Accessory Kit for DUO/HSK PR/PV (thermometer, pressure gauge, safety valve, air vent valve, 2x sheath)	17569
	Safety Kit for hot water storage tanks up to 200 l (safety valve, non-return valve w. functional check, ball valve, drain valve, pressure gauge).	17387
	PTR valve pressure and temperature release valve for hot water storage tank protection against high pressure and overheating — 7 bar, 92 °C	17240
	PTR valve pressure and temperature release valve for hot water storage tank protection against high pressure and overheating — 10 bar, 92 °C	17241
	Connection Kit – PTR valve x HSK Thermal Stores	17527

Tank diameter is without/with insulation.
* energy efficiency class of tank with insulation

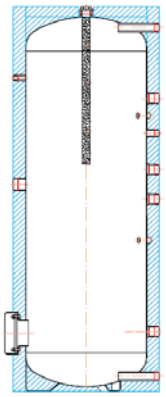

R0BC hot water storage tanks, incl. insulation		Code
R0BC 200, HW storage tank, enameled, 212 l, diam. 600 mm, 1265 mm high, en. ef. class C		10586
R0BC 300 HW storage tank, enameled, 297 l, diam. 610 mm, 1710 mm high, en. ef. class C		10571
R0BC 400 HW storage tank, enameled, 420 l, diam. 710 mm, 1690 mm high, en. ef. class C		10587
R0BC 500 HW storage tank, enameled, 513 l, diam. 760 mm, 1780 mm high		8795
R0BC 750 HW storage tank, enameled, 763 l, diam. 950 mm, 1870 mm high		10364
R0BC 1000 HW storage tank, enameled, 885 l, diam. 950 mm, 2120 mm high		10365
R0BC 1500 HW storage tank, enameled, 1494 l, diam. 1200 mm, 2285 mm high	x	16715
R0BC 2000 HW storage tank, enameled, 2013 l, diam.. 1300 mm, 2550 mm high	x	16716
R0BC 2500 HW storage tank, enameled, 2508 l, diam. 1400 mm, 2680 mm high	x	10501
R0BC 3000 HW storage tank, enameled, 2841 l, diam. 1400 mm, 2980 mm high	x	8901

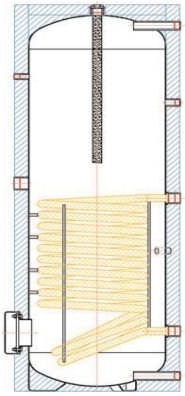

RBC hot water storage tanks with 1 heat exchanger, incl. insulation		Code
RBC 200 HW storage tank, enameled, 214 l, diam. 610 mm, 1265 mm high, en. ef. class C		3252
RBC 300 HW storage tank, enameled, 297 l, diam. 610 mm, 1710 mm high, en. ef. class C		3253
RBC 400 HW storage tank, enameled, 408 l, diam. 710 mm, 1655 mm high, en. ef. class C		6479
RBC 500 HW storage tank, enameled, 515 l, diam. 760 mm, 1785 mm high, en. ef. class C		6480
RBC 750 HW storage tank, enameled, 767 l, diam. 950 mm, 1870 mm high		4037
RBC 1000 HW storage tank, enameled, 887 l, diam. 950 mm, 2120 mm high		4038
RBC 1500 HW storage tank, enameled, 1492 l, diam.1200mm, 2285mm high	x	16710
RBC 2000 HW storage tank, enameled, 2006 l, diam.1300mm, 2550mm high	x	16711
RBC 2500 HW storage tank, enameled, 2509 l, diam.1400mm, 2680mm high	x	12420
RBC 3000 HW storage tank, enameled, 2841 l, diam.1400mm, 2980mm high	x	8477

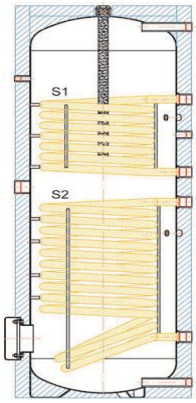

R2BC hot water storage tanks with 2 heat exchangers, incl. insulation		Code
R2BC 200 HW storage tank, enameled, 213 l, diam. 610 mm, 1265 mm high, en. ef. class C		6481
R2BC 300 HW storage tank, enameled, 299 l, diam. 660 mm, 1710 mm high, en. ef. class C		6482
R2BC 400 HW storage tank, enameled, 420 l, diam. 710 mm, 1690 mm high, en. ef. class C		6483
R2BC 500 HW storage tank, enameled, 514 l, diam. 760 mm, 1780 mm high, en. ef. class C		6484
R2BC 750 HW storage tank, enameled, 762 l, diam.950 mm, 1870 mm high		6485
R2BC 1000 HW storage tank, enameled, 883 l, diam.950 mm, 2120 mm high		5758
R2BC 1500 HW storage tank, enameled, 1493 l, diam.1200 mm, 2285 mm high	x	16712
R2BC 2000 HW storage tank, enameled, 2007 l, diam.1300 mm, 2550 mm high	x	16713
R2BC 2500 HW storage tank, enameled, 2510 l, diam.1400 mm, 2680 mm high	x	12432
R2BC 3000 HW storage tank, enameled, 2841 l, diam.1400 mm, 2980 mm high	x	8474

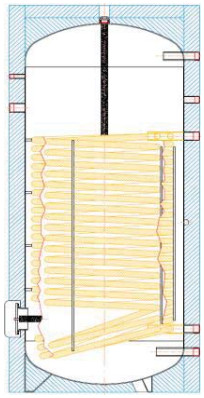

RBC HP hot water storage tanks, upsized heat exchanger, incl. insul.	Code
RBC 200HP, HW storage tank, enameled, 205 l, diam. 610 mm, 1265 mm high heat exchanger surface 3 sqm, en. effic. class C	10534
RBC 300HP, HW storage tank, enameled, 299 l, diam. 610 mm, 1710 mm high heat exchanger surface 3.8 sqm, en. effic. class C	10535
RBC 400HP, HW storage tank, enameled, 407 l, diam. 710 mm, 1655 mm high heat exchanger surface 5 sqm, en. effic. class C	10536
RBC 500HP, HW storage tank, enameled, 509 l, diam. 760 mm, 1785 mm high heat exchanger surface 5.9 sqm, en. effic. class C	8546
RBC 750HP, HW storage tank, enameled, 764 l, diam. 950 mm, 1870 mm high. heat exchanger surface 7.5 sqm	10537
RBC 1000HP, HW storage tank, enameled, diam. 940 mm, 2120 mm high. heat exchanger surface 10 sqm (no 6/4" tapping for electric heating element)	7883
RBC 1500HP, HW storage tank, enameled, 1516 l, diam. 1200 mm, 2285 m high. heat exchanger surface 11 sqm (no 6/4" tapping for electric heating element)	16714

Tank diameter is incl. insulation. The insulation is detachable.
x - upon order

	NBC hot water storage tanks with 1 upsized heat exchanger, incl. insulation	Code
	NBC 170 HP hot water storage tank, stainless-steel, connection points upwards, 171 l, 500 mm diam., 1075 mm high, 2 sqm surface area, energy eff. class B, suitable to connect to a heat pump and condesing boiler	17615
	RGC H Hot Water Storage Tanks with 1 heat exchanger, incl. insulation	**Code**
	RGC 120 H hot water storage tank, enameled, connection points upwards, 120 l, width x depth 460 x 460 incl. insulation, 1140 mm high, energy effic. class C	10493
	Wall-hung RDC hot water storage tanks with 1 heat exchanger, incl. insulation	**Code**
	RDC 200 Z wall-hung hot water storage tank, enamelled, 202 l, diam. 584 mm, 1287 mm high, energy eff. class C 6/4" nipple for heating elem. installation above heat exchanger, suitable for solar thermal system.	14922
	RDC hot water storage tanks with 1 heat exchanger, incl. insulation	**Code**
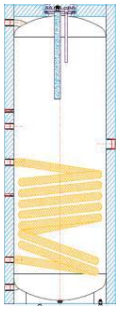	RDC 160 hot water storage tank, enameled, 157 l, diam. 584 mm, 1075 mm high, energy effic. class C	12772
	RDC 200 hot water storage tank, enameled, 216 l, diam. 584 mm, 1352 mm high, energy effic. class C	12758
	RDC 250 hot water storage tank, enameled, 274 l, diam. 584 mm, 1557 mm high, energy effic. class C	15860
	RDC 300 hot water storage tank, enameled, 302 l, diam. 597 mm, 1790 mm high, energy effic. class C	12759
	R2DC hot water storage tanks with 2 heat exchangers, incl. insulation	**Code**
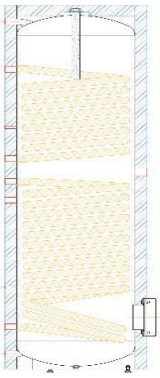	R2DC 160 hot water storage tank, enameled, 153 l, diam. 584 mm, 1075 mm high, energy effic. class C	13490
	R2DC 200 hot water storage tank, enameled, 216 l, diam. 584 mm, 1352 mm high, energy effic. class C	11351
	R2DC 250 hot water storage tank, enameled, 260 l, diam. 584 mm, 1562 mm high, energy effic. class C	12051
	R2DC 300 hot water storage tank, enameled, 293 l, diam. 597 mm, 1790 mm high, energy effic. class C	11352

Tank diameter is incl. insulation. The insulation is not detachable.

Electronic anode rods

Kits for Regulus Hot Water Storage Tanks	Code
Electronic anode rod for DUO 390/130 - 1700/200	13793
Electronic anode rod for RGC 120 H hot water storage tanks	9176
Electronic anode rod for RxDC 160, RxGC 300 K, RBC 200 hot water storage tanks	9173
Electronic anode rod for RxDC 200-250, R0BC 200-500, RBC 300, R2BC 200-300 hot water	9174
Electronic anode rod for RBC 200-300 HP hot water storage tanks	17375
Electronic anode rod for R0BC 750-1000 hot water storage tanks	17372
Electronic anode rod for RxDC 300 hot water storage tanks, set of two	17378
Electronic anode rod for RBC 400-500, R2BC 400-500 hot water storage tanks, set of two	17368
Electronic anode rod for RBC 400-500 HP hot water storage tanks, set of two	17376
Electronic anode rod for RBC 750-1000, R2BC 750-1000 hot water storage tanks, set of two	17369
Electronic anode rod for RBC 750-1500 HP hot water storage tanks, set of two	17377
Electronic anode rod for RxBC 1500-2500, R0BC 3000 hot water storage tanks, set of two	14429
Electronic anode rod for RBC 3000, R2BC 3000 hot water storage tanks, set of three	17371

Universal Kits	Code
Electronic anode rod 200/150, 350 mm long, 1/2" thread, incl. electronics	9169
Electronic anode rod 200/250, 450 mm long, 1/2" thread, incl. electronics	4052
Electronic anode rod 350/150, 500 mm long, 1/2" thread, incl. electronics	9170
Electronic anode rod 350/250, 600 mm long, 1/2" thread, incl. electronics	3836
Electronic anode rod 550/200, 750 mm long, 1/2" thread, incl. electronics	3837
Electronic anode rod 550/250, 800 mm long, 1/2" thread, incl. electronics	17475

Other accessories to hot water storage tanks

		Code
Flange for RxDC 300 hot water storage tank, G 6/4" to install second el. heating element		12707
Flange for RxBC 200-300 hot water storage tank, G 6/4" to install second el. heating element		17199
Flange for another el. heating element, incl. el. anode rod kit, G 6/4" + G 1/2", for RxBC 400-500 hot water storage tanks		17432
Flange for another el. heating element, incl. el. anode rod kit, G 6/4" + G 1/2", for RBC 200-500 HP hot water storage tanks		17434
Flange for another el. heating element, incl. el. anode rod kit, G 6/4" + G 1/2", for RBC 750-1000 HP, R0BC 750-1000 hot water storage tanks		17428
Flange for another el. heating element, incl. el. anode rod kit, G 6/4" + G 1/2", for RBC 750-1000, R2BC 750-1000 hot water storage tanks		17433
Flange for another el. heating element, incl. el. anode rod kit, G 6/4" + G 1/2", for RBC 1500 HP, RxBC 1500-2500, R0BC 3000 hot water storage tanks		17435
Flange for another el. heating element, incl. el. anode rod kit, G 6/4" + G 1/2", for RBC 3000, R2BC 3000 hot water storage tanks		17436
Flange for RxDC 300 hot water storage tank, 2 holes diam. 30 mm, 55 mm center-to-center distance		12706
Flange for RxBC hot water storage tank up to 300 l, 2 holes diam. 30 mm, 55 mm center-to-center distance		8375
Tube heat exchanger 0.94 sqm, 3/4“, for RxBC and RxDC 300, Ø 110, l=400, pipe dist. 55 mm		8377
Safety Kit for hot water storage tanks (safety valve, non-return valve with functional check, ball valve, drain valve, pressure gauge).	up to 200 l	17387
	up to 1000 l	17696
PTR valve - pressure and temperature release valve for hot water storage tanks protection against high pressure and overheating	7 bar, 92 °C	17240
	10 bar, 92 °C	17241
Connection Kit – PTR valve x RGC 120 H, RxDC hot wat. st. tanks		17525
Connection Kit – PTR valve x R0BC 200-750 hot water storage tanks		17524
Connection Kit – PTR valve x RBC 200-400 (HP), R2BC 200-400 hot water storage tanks		17526
Connection Kit – PTR valve x RBC 500-1000 (HP), R2BC 500-1000 hot water storage tanks		17528
Connection Kit – PTR valve x R0BC 1000, RxBC 1500-3000 (HP) hot water storage tanks		17529

Regulus stainless-steel plate heat exchangers with EPDM insulation

DV193 insulated heat exchangers					Code
		fluid / flow rate (l/h)	fluid / flow rate (l/h)	fluid / flow rate (l/h)	
Primary circuit		solarten/60 l/h/sqm	water / 1000 l/h	water / 1000 l/h	
Secondary circuit		water / 1000 l/h	water / 1000 l/h	water / 1000 l/h	
		collector surface	heat exch. output	heat exch. output	
		for mid dT* 10K	for mid dT* 20K	for mid dT* 40K	
DV193-20E	4xG3/4"M	6 sqm	16 kW	26 kW	9548
DV193-30E	4xG3/4"M	10 sqm	24 kW	38 kW	9549
DV193-45E	4xG3/4"M	16 sqm	35 kW	58 kW	9550
DV193-60E	4xG3/4"M	21 sqm	47 kW	78 kW	9551

DV285 insulated heat exchangers					Code
		fluid / flow rate (l/h)	fluid / flow rate (l/h)	fluid / flow rate (l/h)	
Primary circuit		solarten/60 l/h/sqm	water / 1500 l/h	water / 1500 l/h	
Secondary circuit		water / 1500 l/h	water / 1500 l/h	water / 1500 l/h	
		collector surface	heat exch.output	heat exch.output	
		for mid. dT* 10K	for mid. dT* 20K	for mid. dT* 40K	
DV285-10E	4xG1"M	4 sqm	14 kW	22 kW	9552
DV285-20E	4xG1"M	10 sqm	30 kW	46 kW	9553
DV285-30E	4xG1"M	15 sqm	45 kW	71 kW	9554
DV285-45E	4xG1"M	23 sqm	68 kW	109 kW	9555
DV285-60E	4xG1"M	31 sqm	90 kW	141 kW	9556

DV500 insulated heat exchangers	Code
DV503-20E, 4xG1"M - design on request	11045
DV503-40E, 4xG1"M - design on request	10495
DV503-60E, 4xG1"M - design on request	10496

DV800 insulated heat exchangers	Code
DV800-30E, 4xG2"M - design on request	10490
DV800-50E - 4xG2"M - design on request	10491

Kits of plate heat exchangers with high-efficiency circulation pumps	Code
Insulated DV193-30E plate heat exchanger + CS KK VYP W pump station (HE+pump+threaded fittings with shut-off ball valves+el. wall plug w. switch and LED)	13199
Insulated DV193-45E plate heat exchanger + CS KK VYP W pump station (HE+pump+threaded fittings with shut-off ball valves+el. wall plug w. switch and LED)	13200
Insulated DV285-30E plate heat exchanger + CS KK VYP W pump station (HE+pump+threaded fittings with shut-off ball valves+el. wall plug w. switch and LED)	13204
Insulated DV285-45E plate heat exchanger + CS KK VYP W pump station (HE+pump+threaded fittings with shut-off ball valves+el. wall plug w. switch and LED)	13205

Kits for solar heating of thermal stores with no solar heat exchanger	Code
DV193-20E with CSE OTS ZV W pump station with Wilo Yonos Para 25/6 pump	15945
DV193-30E with CSE OTS ZV W pump station with Wilo Yonos Para 25/6 pump	15946

*delta T – medium temperature difference between the primary and secondary HE circuit
Recommended collector areas and performances are calculated for specific examples and are informative only.

	Nickel-plated G 6/4" electric heating elements with plastic thermostatic head, 1x230 V, longer non-heating end	
	» for power outlet, adjustable thermostat and two-pole temperature limiter, 3m 3-wire power cable with plug, suitable for heating/drinking water - Hot Water Heaters, Thermal Stores and DUO, HSK combi thermal stores	**Code**
	1.2 kW heating element with thermostatic head, 0-90 °C knob adjustable, length incl. thread 300 mm, non-heating end 180 mm long.	15166
	2.0 kW heating element with thermostatic head, 0-90 °C knob adjustable, length incl. thread 350 mm, non-heating end 180 mm long.	15167
	2.4 kW heating element with thermostatic head, 0-90 °C knob adjustable, length incl. thread 420 mm, non-heating end 180 mm long.	15168
ETT - M	3.0 kW heating element with thermostatic head, 0-90 °C knob adjustable, length incl. thread 450 mm, non-heating end 180 mm long.	15169
	Nickel-plated G 6/4" el. heating elements with plastic thermostatic head, 1x230 V, longer non-heating end, with a dedicated connector to plug in CSE SOL pump stations	
	» to be connected to a CSE SOL solar pump station, with a switch and a two-pole temperature limiter, 5m 3-wire power cable with connector, suitable for heating/drinking water - Hot Water Heaters, Thermal Stores and DUO, HSK combi thermal stores	**Code**
	2.0 kW heating element with thermostatic head, 0-90 °C knob adjustable, length incl. thread 350 mm, non-heating end 180 mm long.	16942
ETT - N	3.0 kW heating element with thermostatic head, 0-90 °C knob adjustable, length incl. thread 450 mm, non-heating end 180 mm long.	16943
	Nickel-plated G 6/4" electric heating elements with metal thermostatic head, 1x230V	
	» no plug, adjustable and a high-limit thermostats and a contactor, inputs for control by controller or Ripple control, 5-core power supply cable 2 m long, suitable for heating/drinking water - Hot Water Heaters and Thermal Stores	**Code**
	2 kW Electric heating element with thermostatic head, knob adjustable 0-90 °C, length incl. thread 315 mm, 100 mm non-heating end	11783
ETT - D	3 kW Electric heating element with thermostatic head, knob adjustable 0-90 °C, length incl. thread 370 mm, 100 mm non-heating end	11784
	Nickel-plated G 6/4" electric heating elements with metal thermostatic head, 1x230V or 3x230 V, longer non-heating end, for PV sources	
	» no plug, adjustable and a high-limit thermostats and a contactor, inputs for control by controller or Ripple control, 7-core power supply cable 2 m long, suitable for heating/drinking water - Hot Water Heaters, Thermal Stores and DUO, HSK combi thermal stores	**Code**
	3 kW Heating Element with thermostatic head, knob adjustable within 0-90 °C, length incl. thread 365 mm, 180 mm non-heating end. In either a single-phase or a 3-phase connection, it can be switched on by an external controller in 1-2-3 kW steps or its output continuously controlled by an SSR relay.	16250
ETT - F	4.5 kW Heating Element with thermostatic head, knob adjustable within 0-90 °C, length incl. thread 463 mm, 180 mm non-heating end. In either a single-phase or a 3-phase connection, it can be switched on by an external controller in 1,5-3-4,5 kW steps or its output continuously controlled by an SSR relay.	12357

Copper G 6/4" electric heating elements with no surface finish, with thermostatic head, 3x230/400V, longer non-heating end

ETT - L

» no plug, with an adjustable and a high-limit thermostats and a contactor, inputs for control by remote controller or Ripple control, 7-core power supply cable, 2 m long, suitable for heating water - Thermal Stores and DUO, HSK combi thermal stores	**Code**
2 kW Electric heating element with thermostatic head, knob adjustable 0-90 °C, length incl. thread 310 mm, 180 mm non-heating end	14994
3 kW Electric heating element with thermostatic head, knob adjustable 0-90 °C, length incl. thread 370 mm, 180 mm non-heating end	14995
5 kW Electric heating element with thermostatic head, knob adjustable 0-90 °C, length incl. thread 500 mm, 180 mm non-heating end	14996
6 kW Electric heating element with thermostatic head, knob adjustable 0-90 °C, length incl. thread 555 mm, 180 mm non-heating end	14997
7.5 kW Electric heating element with thermostatic head, knob adjustable 0-90 °C, length incl. thread 635 mm, 180 mm non-heating end	14998
8.2 kW Electric heating element with thermostatic head, knob adjustable 0-90 °C, length incl. thread 700 mm, 180 mm non-heating end	14999
9 kW Electric heating element with thermostatic head, knob adjustable 0-90 °C, length incl. thread 755 mm, 180 mm non-heating end	15000

Nickel-plated G 6/4" electric heating elements with metal thermostatic head, 3x230/400 V

ETT - G

» no plug, with an adjustable and a high-limit thermostats and a contactor, inputs for control by remote controller or Ripple control, 7-core power supply cable, 2 m long, suitable for heating/drinking water - Hot Water Heaters and Thermal Stores	**Code**
2 kW Electric heating element with thermostatic head, knob adjustable 0-90 °C, length incl. thread 225 mm, 100 mm non-heating end	11787
3 kW Electric heating element with thermostatic head, knob adjustable 0-90 °C, length incl. thread 285 mm, 100 mm non-heating end	11788
4.5 kW Electric heating element with thermostatic head, knob adjustable 0-90 °C, length incl. thread 383 mm, 100 mm non-heating end	11789
6 kW Electric heating element with thermostatic head, knob adjustable 0-90 °C, length incl. thread 478 mm, 100 mm non-heating end	11216
7.5 kW Electric heating element with thermostatic head, knob adjustable 0-90 °C, length incl. thread 570 mm, 100 mm non-heating end	11215
9 kW Electric heating element with thermostatic head, knob adjustable 0-90 °C, length incl. thread 665 mm, 100 mm non-heating end	11214

Copper elements and nickel-plated copper elements are not intended for stainless steel vessels! For stainless-steel vessels use stainless-steel elements only.

We can offer other types of heating elements in copper or stainless steel upon order.

Nickel-plated G 6/4" M electric heating elements, no thermostatic head, 3x 230 V/400 V

ETT - A

» suitable for heating/drinking water - for Hot Water Heaters and Thermal Stores	Code
2 kW heating element, length incl. thread 245 mm, 100 mm non-heating end	8935
3 kW heating element, length incl. thread 305 mm, 100 mm non-heating end	8936
4.5 kW heating element, length incl. thread 370 mm, 100 mm non-heating end	8937
6 kW heating element, length incl. thread 495 mm, 100 mm non-heating end	8938
7.5 kW heating element, length incl. thread 585 mm, 100 mm non-heating end	8939
9 kW heating element, length incl. thread 680 mm, 100 mm non-heating end	8940
12 kW heating element, length incl. thread 815 mm, 100 mm non-heating end	8941

Copper G 6/4" M electric heating elements with no surface finish, no thermostatic head, 3x 230 V/400 V, longer non-heating end

ETT - C

» suitable for heating water - for Thermal Stores and DUO, HSK combi thermal stores	Code
2 kW heating element, length incl. thread 310 mm, 180 mm non-heating end	14519
3 kW heating element, length incl. thread 370 mm, 180 mm non-heating end	8902
5 kW heating element, length incl. thread 500 mm, 180 mm non-heating end	14359
6 kW heating element, length incl. thread 555 mm, 180 mm non-heating end	8897
7.5 kW heating element, length incl. thread 635 mm, 180 mm non-heating end	9618
8.2 kW heating element, length incl. thread 700 mm, 180 mm non-heating end	14501
9 kW Heating element, length incl. thread 755 mm, 180 mm non-heating end	12272
12 kW Heating element, length incl. thread 955 mm, 180 mm non-heating end	12273

Copper M 48x2 el. heating elements, with no surface finish, no thermostatic head, 3x 230 V/400 V, shorter non-heating end, for electric boilers

ETT - B

» suitable for heating water	Code
2 kW heating element, length incl. thread 178 mm, 45 mm non-heating end	4973
3 kW heating element, length incl. thread 240 mm, 45 mm non-heating end	4972
4.5 kW heating element, length incl. thread 333 mm, 45 mm non-heating end	4971
6 kW heating element, length incl. thread 428 mm, 45 mm non-heating end	4970
7.5 kW heating element, length incl. thread 520 mm, 45 mm non-heating end	4969
9.0 kW heating element, length incl. thread 615 mm, 45 mm non-heating end	16950

Copper and nickel-plated copper elements are not intended for stainless steel tanks! In stainless steel tanks only stainless steel heating elements shall be used.

We can offer other types of heating elements in copper or stainless steel upon order.

Stainless steel electric heating elements, G 1/2", 230V, for bathroom towel radiators

» suitable for heating/drinking water	Code
Z-ZT 200, 200 W radiator heating element, length 318 mm	11950
Z-ZT 300, 300 W radiator heating element, length 395 mm	7145
Z-ZT 400, 400 W radiator heating element, length 435 mm	7146
Z-ZT 500, 500 W radiator heating element, length 535 mm	7585
Z-ZT 600, 600 W radiator heating element, length 585 mm	7586
Z-ZT 700, 700 W radiator heating element, length 685 mm	7587
Z-ZT 800, 800 W radiator heating element, length 735 mm	7147
Z-ZT 900, 900 W radiator heating element, length 835 mm	7148
Z-ZT 1000, 1000 W radiator heating element, length 885 mm	7590
Z-ZT 1200, 1200 W radiator heating element, length 1045 mm	7591
Z-ZT 1350, 1350 W radiator heating element, length 1135 mm	8402

Stainless steel el. heating elements, el. plug with VSV-W switch, G 1/2", 230V, for bathroom towel radiators

» suitable for heating/drinking water	Code
Z-ZTV 300, 300 W radiator heating element, length 395 mm, VSV-W	13426
Z-ZTV 400, 400 W radiator heating element, length 435 mm, VSV-W	13427
Z-ZTV 500, 500 W radiator heating element, length 535 mm, VSV-W	13428
Z-ZTV 600, 600 W radiator heating element, length 585 mm, VSV-W	13429
Z-ZTV 700, 700 W radiator heating element, length 685 mm, VSV-W	13430
Z-ZTV 800, 800 W radiator heating element, length 735 mm, VSV-W	13431
Z-ZTV 900, 900 W radiator heating element, length 835 mm, VSV-W	13432
Z-ZTV 1000, 1000 W radiator heating element, length 885 mm, VSV-W	13433
Z-ZTV 1200, 1200 W radiator heating element, length 1045 mm, VSV-W	13434
Z-ZTV 1350, 1350 W radiator heating element, length 1135 mm, VSV-W	13435

Kits with a T-piece and TZT63 plug-in thermostat

» suitable for heating/drinking water	Code
Z-SKVT-T 300, 300 W radiator heating element, T-piece+thermostat with timer	8841
Z-SKVT-T 400, 400 W radiator heating element, T-piece+thermostat with timer	8842
Z-SKVT-T 500, 500 W radiator heating element, T-piece+thermostat with timer	8843
Z-SKVT-T 600, 600 W radiator heating element, T-piece+thermostat with timer	8844
Z-SKVT-T 700, 700 W radiator heating element, T-piece+thermostat with timer	8845
Z-SKVT-T 800, 800 W radiator heating element, T-piece+thermostat with timer	8846
Z-SKVT-T 900, 900 W radiator heating element, T-piece+thermostat with timer	8847
Z-SKVT-T 1000, 1000 W radiator heating element, T-piece+thermostat with timer	8848
Z-SKVT-T 1200, 1200 W radiator heating element, T-piece+thermostat with timer	8849
Z-SKVT-T 1350, 1350 W radiator heating element, T-piece+ thermostat with timer	8850

Kits with a T-piece and TZ33 plug-in thermostat

» suitable for heating/drinking water	Code
Z-SKVT 300, 300 W radiator heating element, T-piece + thermostat	7573
Z-SKVT 400, 400 W radiator heating element, T-piece + thermostat	7574
Z-SKVT 500, 500 W radiator heating element, T-piece + thermostat	7575
Z-SKVT 600, 600 W radiator heating element, T-piece + thermostat	7576
Z-SKVT 700, 700 W radiator heating element, T-piece + thermostat	7577
Z-SKVT 800, 800 W radiator heating element, T-piece + thermostat	7578
Z-SKVT 900, 900 W radiator heating element, T-piece + thermostat	7579
Z-SKVT 1000, 1000 W radiator heating element, T-piece + thermostat	7580
Z-SKVT 1200, 1200 W radiator heating element, T-piece + thermostat	7581
Z-SKVT 1350,1350 W radiator heating element, T-piece + thermostat	8597

	Stainless steel electric heating elements with integrated TNT thermostat with display and timer, G 1/2", 230V, for bathroom towel radiators	
	» suitable for heating/drinking water	**Code**
	TT-TNTW-300 300 W Heating element with white thermostat	11399
	TT-TNTW-400 400 W Heating element with white thermostat	11400
	TT-TNTW-500 500 W Heating element with white thermostat	11401
	TT-TNTW-600 600 W Heating element with white thermostat	11402
	TT-TNTW-700 700 W Heating element with white thermostat	11403
	TT-TNTW-800 800 W Heating element with white thermostat	11404
	TT-TNTW-900 900 W Heating element with white thermostat	11405
	Uni schuko plug with switch and LED, to plug heating elements with thermostat to el. socket	**Code**
	VSV-W Uni schuko plug with switch, white, IP20, 16A/250V	11841
	VSV-S Uni schuko plug with switch, silver, IP20, 16A/250V	11840
	Nickel-plated brass T-piece	**Code**
	1/2" T-piece, F/F/M, nickel-plated To connect el. heating element together with a heating circuit into a heated towel rail.	7926
	Regulus plug-in thermostats	**Code**
	TZ33 - Regulus Plug-in thermostat with LCD display (thermometer) and LED. 5-35°C adjustable temperature, 16(3) A 230 V.	6295
	TZT63 – Regulus Plug-in thermostat with LCD display (thermometer) and LED. Timer for manual operation available – 15 to 300 min. 5-35°C adjustable temperature, 16(3) A 230 V.	8269

	Expansion vessels for heating systems		Code
	5 l Expansion vessel, 6 bar, 3/4" M, 160 mm diam.		13731
	8 l Expansion vessel, 6 bar, 3/4" M, 200 mm diam.		13732
	12 l Expansion vessel, 6 bar, 3/4" M, 270 mm diam.		13734
	18 l Expansion vessel, 6 bar, 3/4" M, 290 mm diam.		13735
	25 l Expansion vessel, 6 bar, 3/4" M, 320 mm diam.		13736
	40 l Expansion vessel, 6 bar, 3/4" M, 320 mm diam.		13737
	35 l Expansion vessel, 6 bar, 3/4" M, 380 mm diam., legs		13738
	50 l Expansion vessel, 6 bar, 3/4" M, 380 mm diam., legs, replac. membrane		13739
	60 l Expansion vessel, 6 bar, 3/4" M, 380 mm diam., legs, replac. membrane		13740
	80 l Expansion vessel, 6 bar, 1" M, 450 mm diam., legs, replac. membrane		13741
	100 l Expansion vessel, 6 bar, 1" M, 450 mm diam., legs, replac. membrane		13742
	150 l Expansion vessel, 6 bar, 6/4" M, 554 mm diam., legs, replac. membrane		13743
	200 l Expansion vessel, 6 bar, 6/4" M, 554 mm diam., legs, replac. membrane		13744
	250 l Expansion vessel, 6 bar, 6/4" M, 624 mm diam., legs, replac. membrane		13745
	300 l Expansion vessel, 6 bar, 6/4" M, 630 mm diam., legs, replac. membrane		13746
	400 l Expansion vessel, 6 bar, 6/4" M, 624 mm diam., legs, replac. membrane		13747
	500 l Expansion vessel, 6 bar, 6/4" M, 775 mm diam., legs, replac. membrane		13748
	600 l Expansion vessel, 6 bar, 6/4" M, 775 mm diam., legs, replac. membrane	x	13749
	700 l Expansion vessel, 6 bar, 6/4" M, 775 mm diam., legs, replac. membrane	x	13750
	Expansion vessels for solar thermal systems		**Code**
	12 l Expansion vessel, 8 bar, 3/4" M, 270 mm diam.		13720
	18 l Expansion vessel, 8 bar, 3/4" M, 270 mm diam.		13721
	25 l Expansion vessel, 8 bar, 3/4" M, 290 mm diam.		13722
	40 l Expansion vessel, 8 bar, 3/4" M, 320 mm diam.		13723
	50 l Expansion vessel, 10 bar, 3/4" M, 320 mm diam., legs, replac. membrane		13724
	80 l Expansion vessel, 10 bar, 3/4" M, 450 mm diam., legs, replac. membrane		13725
	100 l Expansion vessel, 10 bar, 1" M, 750 mm diam., legs, replac. membrane		13726
	150 l Expansion vessel, 10 bar, 6/4" M, 554 mm diam., legs, replac. membrane		13727
	200 l Expansion vessel, 10 bar, 6/4" M, 554 mm diam., legs, replac. membrane		13728
	300 l Expansion vessel, 10 bar, 6/4" M, 624 mm diam., legs, replac. membrane		13729
	500 l Expansion vessel, 8 bar, 6/4" M, 780 mm diam., legs, replac. membrane	x	13730
	Expansion vessels for drinking water		**Code**
	0.16 l Exp. vessel for drinking water, 15 bar, 1/2" M, 65 mm diam.		13752
	2 l Exp. vessel for drinking water, 10 bar, 1/2" M, 125 mm diam.		13753
	5 l Exp. vessel for drinking water, 8 bar, 3/4" M, 160 mm diam		13754
	8 l Exp. vessel for drinking water, 8 bar, 3/4" M, 200 mm diam		13755
	12 l Exp. vessel for drinking water, 8 bar, 3/4" M, 270 mm diam		13756
	18 l Exp. vessel for drinking water, 8 bar, 3/4" M, 270 mm diam		13757
	25 l Exp. vessel for drinking water, 8 bar, 3/4" M, 290 mm diam		13758
	40 l Exp. vessel for drinking water, 8 bar, 3/4" M, 320 mm diam		13759
	60 l Exp. vessel for drink. water, 10 bar, 1" M, 380 mm diam., legs, replac. membrane		13760
	80 l Exp. vessel for drink. water, 10 bar, 1" M, 450 mm diam., legs, replac. membrane		13761
	100 l Exp. vessel for drink. water, 10 bar, 1" M, 450 mm diam., legs, replac. membrane		13762
	200 l Exp. vessel for drink. water, 10 bar, 6/4" M, 554 mm diam., legs, replac. membrane		13763
	300 l Exp. vessel for drink. water, 10 bar, 6/4" M, 624 mm diam., legs, replac. membrane		13764
	400 l Exp. vessel for drink. water, 10 bar, 6/4" M, 624 mm diam., legs, replac. membra	x	13765

x - upon order

Service valves and brackets for expansion vessels		Code
	3/4" Service Valve for expansion vessels connection and easy servicing	8770
	1“ Service Valve for expansion vessel connection and easy servicing	12295
	6/4“ Service Valve for expansion vessel connection and easy servicing	14492
	6/4"x1" F/M reducing adapter	14494
	Exp. vessel bracket for wall mount with connecting valve 3/4"	7766
	Exp. vessel bracket	12174
	Expansion vessel bracket, wall mounted, incl. screws and dowels	10046
	Expansion vessel bracket, wall mounted, incl. 3 bar safety valve, air vent valve, pressure gauge, screws and dowels (not assembled)	10095
	Stainless-steel connecting pipe 3/4" Fu - 0.5 m	9156

Electronic programmable room thermostats	Code
TP08 - Regulus 8+7 weekly programs, 2 temperature settings 5-30 °C in 1 hour step, 2 x 1.5 V (AA) included, 8(2) A/230 V contacts.	6298
TP44 - Regulus 7 days / 5+2 days / 24h – always max. 6 changes per day power supply 2x 1,5V (AAA) incl. in supply, contacts 6(2) A / 230 V	17173
TP44 RF - Regulus wireless, programmable - 7 days / 5+2 days / 24h – always max. 6 changes per day power supply 2x 1,5V (AAA) incl. in supply, contacts 6(2) A / 230 V	17174
Electronic room thermostats and TZ plug-in thermostats	**Code**
TP18 - Regulus, LCD display (thermometer function), 5-35 °C adjustable temperature, 2 x 1.5 V (AAA), 5(3.5) A 24...230 V.	7355
TP34 - Regulus LCD display, 5-35°C knob adjustable temperature power supply 2x 1,5V (AAA) incl. in supply, contacts 6(2) A / 230 V	17168
TP34 RF - Regulus wireless, LCD display, 5-35°C knob adjustable temperature power supply 2x 1,5V (AAA) incl. in supply, contacts 6(2) A / 230 V	17169
TP39 - Regulus, electronic LCD display (thermometer function), 5-35 °C knob adjustable temperature, 16(3) A 230 V.	6299
TP69 - Regulus LCD display (thermometer), 5-35 °C key adjustable temperature, 16(3) A 230 V	11583
TZ33 - Regulus, plug-in thermostat, LCD display (thermometer function), LED, 5-35 °C adjustable temperature, 16(3) A 230 V.	6295
TZT63 - Regulus, plug-in thermostat, LCD display (thermometer function), LED. Manual timer for adjustable time period. 5-35 °C adjustable temperature, 16(3) A 230 V.	8269
Mechanical thermostats for current appliances (250 mA min. current)	**Code**
TP546DT Room thermostat, 230 V, basic version. Adjustable temperature 5-30 °C, switch-off contact 16(2.5) A max.	10945
TP546LA Room thermostat, 230 V, with ON signal lamp. Adjustable temperature 5-30 °C, switch-off contact 16(2.5) A max.	10946
TP546OL Room thermostat, 230 V, with ON signal lamp and switch. Adjustable temperature 5-30 °C, switch-off contact 16(2.5) A max.	10947
Mechanical thermostats for electronic circuits (300 mA max. current)	**Code**
TP546GCDT Room thermostat, 24 and 230 V, basic version. Adjustable temperature 5-30 °C, switch-off contact 20-300 mA.	10948
Installation accessories for TP 546 room thermostats	**Code**
Base frame for TP 546, on el. backbox	11076
Temperature limiting clip for TP 546	11077

REGULUS IR Smart Controller

	IR 14 RTC for RTC Heat Pumps	Code
	IR 14 RTC EN Smart Controller w. English menu, to control RTC Heat Pumps, hydronic boiler or fireplace, solar thermal system, aux. source, HRV unit and up to 2 heating circuits. Involves 1 outdoor sensor, 2 temperature sensor for sheath (4m). Integrated web server for easy remote access.	18239
	IR 14 RTC FV EN Smart Controller to control RTC Heat Pumps, upgraded with consumption control of electricity surplus produced by PV panels through an electric heating element and a heat pump. Incl. electricity meter for electricity surplus measurements and 1 SSR relay to control the output of el. heating elements.	18241
	IR 12 CTC for Heat Pumps	**Code**
	IR 12 CTC EN Smart Controller, English menu, designed to control CTC Heat Pumps, a solar system, aux. heat source, HRV unit and two mixed heating circuits. The packing involves PWM Module, 1 outdoor sensor, 2 temperature sensors for sheaths (4 m). Integrated web server for easy remote access.	15093
	IR 12 CTC FV1F EN Smart Controller to control CTC Heat Pumps, upgraded with consumption control of electricity surplus produced by PV panels through an electric heating element and a heat pump. Incl. electricity meter for electricity surplus measurements and one SSR relay to control the output of el. heating elements.	17218
	IR 12 CTC FV3F EN Smart Controller to control CTC Heat Pumps, upgraded with consumption control of electricity surplus produced by PV panels through an electric heating element and a heat pump. Incl. electricity meter for electricity surplus measurements and three SSR relays to control the output of el. heating elements.	17219
	IR 12 CTC KRB for fireplaces and solid fuel boilers	**Code**
	IR 12 CTC KRB EN Smart Controller, English menu, designed to control a hydronic fireplace and accumulation tank, solar system, boiler and 1 mixed heating circuit. Ethernet socket, SD card slot. The packing involves a power source, 8 GB card, 1 outdoor sensor and 4 temperature sensors for sheaths.	18249

Room Units and Temperature sensors for IR Smart Controllers	Code
RCD Room Unit, temperature sensor, control display	16888
Room Temperature Sensor - ABB Time design, white/white	16167
Pt1000 Temperature sensor with 4 m cable, contact type	9789
Pt1000 Temperature sensor for sheath, with 2m UV resistance cable	9108
Pt1000 for sheath, with 4 m cable	9109
Pipe Mounted Sensor Housing for Pt1000	14250
Encased sheath mount thermostat with Pt1000 sensor and 2m cable (9108) - adj. 0-90 °C, limiter 100 °C fix	14105
Encased Thermostat w. sheath for a tapping, adj. 0-90 °C, limit. 100 °C fix with Pt1000 sensor fitted w. 4m cable, incl. 4x1,5 mm2 cable, the fourth conductor for heating element circuit breaker trip coil	17734
TA55 - Outdoor temperature sensor Pt1000 for IR, KRS 9 controllers	9110
KA 12 - Surge protector for Pt1000 temperature sensors	9530

Modules for IR smart controllers	Code
UNI Module - universal extension module - 2 analog inputs, 2 relay outputs, 1x PWM or 0/10V, CIB	12419
Module for IR Controller, for 12 24VAC/DC digital inputs	13050
Module for IR Controller, for 8 analogue inputs (PWM)	18116
CH Module – extension by 1 mixed heating circuit (3 in-/outputs, CIB)	17116
OT Module - to connect boilers with OpenTherm protocol	10442
Connection Kit - Sentinel Kinetic + IR Controller	17459
Connection Module - Sentinel Kinetic B to IR via CIB - 2-wire connection	17786
Connection Module - Sentinel Kinetic Advance to IR via CIB - 2-wire connection	17787
CIB Bus Separator (for system with more mixed circuits)	11981
Power Supply, 30 W output	16491
PWM Module - transforms 0-10V to PWM incl. iPWM - for IR 12 only	17838
0-10V Module - 0-10V conversion to a switched contact - for IR 12 only	12360
Transducer for IR Controller, for pulse flowmeter - for IR 12 only	17345

	Weather compensation controllers for heating systems	Code
	TRS3 Controller for 1 heating circuit. The controller has 4 inputs and 3 outputs. 1 outdoor sensor and 1 contact sensor enclosed.	9055
	TRS4 Controller for 2 heating circuits. The controller has 6 inputs and 5 outputs, selection from 6 hydraulic systems (from a simple system with one mixed circuit to a system with one mixed circuit, 1 unmixed circuit and a thermal store). 1 outdoor sensor, 1 contact sensor and 1 sheath sensor enclosed	9056
	TRS5 Controller for 1 heating circuit and DHW. The controller has 6 inputs and 5 outputs, selection from 3 hydraulic systems with DHW (a system with a DUO combination tank and a mixed circuit, a system with an independent DHW storage and a mixed circuit, a system with an independent DHW storage and a mixed circuit with a thermal store). 1 outdoor sensor, 1 contact sensor and 2 sheath sensors enclosed.	9057
	TRS6 K Controller for solid fuel boilers, hydronic fires and combinations of other heat sources. Selection from 14 hydraulic variants. Depending on the variant selected, for example the following can be controlled: solar thermal system, solid fuel boiler, 1 mixed and 1 unmixed circuit, DHW heating in a boiler, auxiliary heating of a thermal store etc. PWM control of circulation pumps. 1 outdoor sensor and 4 immersion sensors included.	16821
	Room Temperature Sensor - ABB Time design, white/white	16167
	RC21 Room Unit with temperature sensor, temperature dial and mode switch	9788
	RC CALEON Room Unit with temperature sensor, humidity sensor, touch screen, 4-lead connection to controller (only for TRS3 and TRS6 K)	17150
	RC CALEON WIFI Room Unit, wifi internet connection, temperature and humidity sensors, touchscreen, for TRS3 &TRS6 K, 4-lead connection to controller	18126
	Contact temperature sensor with 4 m cable, on pipe - Pt1000	9789
	Pt1000 for sheath with 4 m cable	9109
	Temperature sensor with 2m UV resistance cable, sheath type - Pt1000	9108
	UR3 TOP1.01- Czech menu controller with OTC, mixing valve and pump control; 2 inputs, 3 outputs price incl. immersion temperature sensor with 2m cable and outdoor temperature sensor	10000
	UR3 TOP1.02 EN – English menu	11607
	Differential Controllers	**Code**
	UR1 A-DT Analog Differential Controller - circulation pump switching by adjustable temp. difference - 2 inputs for temperature sensors and 1 mechanical output relay - price incl. two Pt1000 temperature sensors for sheath and 2 m cable	14159

Thermometers	Code
Contact thermometer with fixing spring, 0-120 °C, diam. 63 mm	3042
Thermometer with sheath l=30, 3/8”, rear conn., 0-120 °C, diam. 40 mm	10472
Thermometer with sheath l=45, 1/2”, rear conn., 0-120 °C, diam. 63 mm	10473
Thermometer with sheath l=100, 1/2”, rear conn., 0-120 °C, diam. 63 mm	14296
Thermometer with sheath l=150, 1/2”, rear conn., 0-120 °C, diam. 63 mm	10474
Stem-type thermometer l=100, no sheath, rear conn., 0-500 °C, diam. 63 mm	10476
Heat conducting paste, 2 g	6754
Sheath for stem-type thermometers, 9,5x11,5-100 mm, 1/2"	11755

Thermomanometers	Code
Thermomanometer 0-120 °C / 4 bar, 1/2", bottom conn., diam. 80 mm	10482
Thermomanometer 0-120 °C / 4 bar, 1/2", rear conn., diam. 80 mm	10481

Pressure gauges	Code
Pressure gauge, 4 bar, 1/4", bottom connection, diam. 50 mm	10170
Pressure gauge, 6 bar, 1/4", bottom connection, diam. 50 mm	2126
Pressure gauge, 4 bar, 1/4", rear connection, diam. 50 mm, no red needle	14487
Pressure gauge, 4 bar, 1/4", rear connection, diam. 50 mm	2128
Pressure gauge, 6 bar, 1/4", rear connection, diam. 50 mm	2129
Pressure gauge, 2.5 bar, 1/4", bottom connection, diam. 63 mm	294
Pressure gauge, 4 bar, 1/4", bottom connection, diam. 63 mm	2127
Pressure gauge, 6 bar, 1/4", bottom connection, diam. 63 mm	3319
Pressure gauge, 10 bar, 1/4", bottom connection, diam. 63 mm	3822
Pressure gauge, 4 bar, 1/4", rear connection, diam. 63 mm	5675
Pressure gauge, 6 bar, 1/4", rear connection, diam. 63 mm	3409
Pressure gauge, 10 bar, 1/4", rear connection, diam. 63 mm	3357
Reducer, 1/2" M x 1/4" F to install pressure gauge to 1/2" tank tappings	16169
T-piece, 1/2" F x 1/4" F x 1/2" M for pressure gauge and 1/2" sheath installation	16170

Pressure gauges, diam. 100 mm, bottom connection	Code
Pressure gauge, 2.5 bar, 1/2"	300
Pressure gauge, 4 bar, 1/2"	2170
Pressure gauge, 6 bar, 1/2"	3320
Pressure gauge, 10 bar, 1/2"	3408

Thermometers					Code
model	*range*	*dimensions*	*capillary*		
110.10115.03A	0 - 120°C	Ø 57.5 mm	0,5 m		14702
110.10025.00A	0 - 120 °C	ø 57.5 mm	1 m		172
110.10045.00A	0 - 120 °C	Ø 57.5 mm	2 m		1146
110.10125.00A	0 - 120 °C	Ø 57.5 mm	1 m		224
113.10126.00A	0 - 120 °C	Ø 42 mm	1 m	white	1148
113.10127.00A	0 - 120 °C	Ø 42 mm	1 m	grey	1829
113.10025.00A	0 - 120 °C	Ø 42 mm	1 m	black	14256
130.10025.00A	0 - 120 °C	48x48 mm	1 m		120
150.10125.00A	0 - 120 °C	31x64 mm	1 m		1181
180.10125.00A	0 - 120 °C	14.5x64.5mm	1 m		275

Thermomanometers				Code
520.75025.00A	0-120 °C;0-4 bar	Ø 57.5 mm	1 m	272
560.70035.01A	0-120 °C; 0-4 bar	Ø 42 mm	1,5 m	6392
520.70125.00A	0-120°C; 0-4 bar	Ø 57.5 mm	1 m	11094
540.80125.00A	0-120 °C;0-6bar	42x78 mm	1 m	3643
540.71526.00A	0-120 °C;0-4 bar	42x78 mm	1 m	5190

Pressure gauges				Code
3A13.70127.50A	0-4 bar	Ø 42 mm	1 m	9463
323.70126.22A	0-4 bar	Ø 42 mm	1 m	3423
340.70025.00A	0-4 bar	48x48 mm	1 m	121

Accessories to manometers and thermomanometers		Code
4700.10.9A	Check valve, 1/4G	21
4700.00.1A	Check valve, 1/2G	20

Manostats		Code
GW 50A6	Gas manostat, 5-50 mbar	1004
Terminal for GW manostats series A6		1005
LGW 3A1	Air manostat, fixed 0.4 mbar	478
LGW 3A2	Air manostat, 0.4-3 mbar	777

Encased thermostats			Code
	BB1-1000	Adjustable contact thermostat, higher sensit., 10-90 °C, heat cond. paste	10811
	TS5310.54	Adjustable contact thermostat, standard sensitivity, 17-90 °C	10746
	TS5310.55	Adjustable contact thermostat, higher sensit., 17-90 °C, screwdr.adj.	10836
	TS9510.52	Adjustable immersion thermostat, 0-90 °C, sensor 6.5x100 mm	10781
	TPS1-1000	Adjustable immersion thermostat, 0-90 °C, sensor 5.8x100 mm	13620
	TS9520.55	Adjustable capillary thermostat, 0-60 °C, 1.5 m capillary, sensor 6.5x73 mm	10750
	TS9520.54	Adjustable capillary thermostat, 0-90 °C, 1.5 m capillary, IP 40	10772
	TS9520.53R	Adjustable capillary thermostat, 0-300°C, 2 m capillary INOX, IP 40	11514
	TS9520.56	Adjustable capillary thermostat, -35/+35 °C, 1.5 m capillary	11279
	TS95H10.58	Immersion limiter, 100 °C, 2 contacts	10803
	TS9530.52	Double encased immersion thermostat, 0-60/30-120 °C	10782
	TS95H30.63	Encased adjustable immersion thermostat, 0-90 °C, limit fix 100 °C, sensors 6.5x100 mm	10771
	TPSRM1-1000 /Pt1000	Encased immersion therm., adj. 0-90 °C, limit. 100 °C fix with Pt1000 sensor w. 4 m cable	14105
	TPSRM1-1000 /Pt1000	Encased Thermostat w. sheath for a tapping, adj. 0-90 °C, limit. 100 °C fix with Pt1000 sensor fitted w. 4m cable, incl. 4x1,5 mm^2 cable, the fourth conductor for heating element circuit breaker trip coil	17734
	TS9501.54	Room thermostat, stainless-steel sensor, -35/+35 °C, IP 55	10804
	Heat conducting paste, 2 g		6754

Danfoss encased thermostats			Code
	KP78 Encased thermostat, 30-90 °C temperature range, 5-15 °C difference, 2 m capillary, IP 30	060L118466	12274

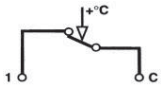

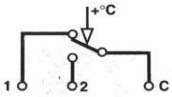

Adjustable thermostats, liquid filled					Code
model	*range*	*adjustment*	*capillary*	*contacts*	
95A040R21	0 - 40 °C	knob	1 m	SPST	10925
95B040R07	0 - 40 °C	knob	1.5 m	SPDT	11225
95B090R27	0 - 90 °C	knob	2 m	SPDT	11020
95B090R25	0 - 90 °C	knob	1 m	SPDT	10922
95B090R23	0-90 °C	knob	0.6 m	SPDT	10739
95A090R20	0 - 90 °C	knob	1 m	SPST	10924
95B120R09	0 - 120 °C	knob	1 m	SPDT	10735
95B120R10	0 - 120 °C	knob	1.5 m	SPDT	10933
95B210R01	0 - 210 °C	knob	1 m	SPDT	11040
95B286I02	-25 to 275 °C	knob	1.5 m inox	SPDT	10734
95B300I05	0 - 300 °C	knob	2 m inox	SPDT	10934
95A095R01	50 - 95 °C (ATMOS)	knob	1 m	SPST	10736
95B090R24	0 - 90 °C	screwdr.	1 m	SPDT	10940
95A090R22	0 - 90 °C	screwdr.	1 m	SPST	11078
95B090R26	0 - 90 °C	screwdr.	1.5 m	SPDT	10780
95A090R21	90 °C	fixed	1 m	SPST	10882
5285-0-204-3	2 levels, 39-78 °C, 46-85 °C	knob	1 m	SPDT	4462
95A085R03	OFF - 85 °C	knob	1 m	SPST	10926
95A070R06	30-70 °C gold-plated contacts	screwdr.	1 m	SPST	10737
721.3328.00A	40 - 90 °C (2+-1 °C)	knob	1 m	SPDT	3391

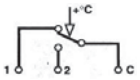

High limit thermostats, adjustable					Code
model	*range*	*reset*	*capillary*	*contacts*	
95H110R10	90 - 110 °C	manual	1 m	SPST	10923
962.11228.00A	90 - 110 °C	automatic	1 m	SPST	823
95H060R01	40 - 60 °C	manual	1 m	SPDT	11074
95H090R02	63 - 90 °C	manual	1,5 m	SPDT	10745
95H110R12	90 - 110 °C	manual	1 m	SPDT	11159
95H110R09	90 - 110 °C	manual	1,5 m	SPDT	10740
95H110R13	90-110 °C gold pl.contacts	manual	1 m	SPDT	11088

High limit thermostats, fixed temperature					Code
model	*range*	*reset*	*capillary*	*contacts*	
974.99228.01A	100 °C gold pl.contacts	automatic	1 m	SPST	1094
95H120R01	120 °C	manual	1 m	SPST	10973
95H140R01	140 °C gold pl.contacts	manual	1 m	SPDT	11153
95H099R01	99 °C	manual	0.55 m	SPDT	10743

Contact rating: resistance load 16A/250V, 6A/400V, induction load 4A/250V,1A/400V. For gold-plated contacts 100mV 0.3A DC. El. protection degree IP 00.

Accessories to thermostats	Code
Convex knob, black, 0-40 °C	1145
Convex knob, black, 0-90 °C	1472
Convex knob, black, 0-120 °C	1404
Convex knob, black, 0-210 °C	2164
Convex knob, black, limit mark	683
Convex knob, black, symbolic, TG	752
Convex knob, white, 0-90 °C	1830
Convex knob, white, with scale line	879
Knob frame, black	15
Knob frame, white	561
Limiting spring	17
Limiting screw	16
Screw for adjustable thermostat	790

Accessories to thermostats	Code
Single sheath, 7x9x100 mm - nickel plated, 1/2"	9078
Single sheath, 7x9x45 mm, 1/2", brass	14879
Single sheath, 7x9x60 mm, 1/2", brass	15746
Single sheath, 7x9x100 mm, 1/2", brass	14880
Single sheath, 7x9x120 mm, 1/2", brass	15745
Single sheath, 7x9x160 mm, 1/2", brass	16590
Single sheath, 7x9x180 mm, 1/2", brass	16591
Single sheath, 7x9 x 200 mm, 1/2", brass	14881
Sheath for 3 sensors, 13.5x16x100 mm, 1/2", brass	15744
Sheath for 3 sensors, 13.5x16x130 mm, 1/2", brass	16592
Sheath for 3 sensors, 13.5x16x230 mm, 1/2", brass	15743
Sheath for 4 sensors, 15x17x120 mm, 1/2", brass	14882
Spring to replace sensor in sheath 14882	9185
Curly spring to fix sensor in sheath (for sheath for 3 or 4 sensors)	1497
Capillary spring, small, 1/2", stainless steel	10845
Capillary spring, small, 1/2", stainless steel, 100 pcs	13563
Capillary spring, big, 3/4", stainless steel	13557
Capillary spring, big, 3/4", stainless steel, 100 pcs	13565

	Flow switches	Code
	Flow switch FP204-1, 3/4" M, 400 l/h, microswitch with silver contacts	381
	Flow switch FP204-2, 3/4" M, 400 l/h, microswitch with gold-plated contacts	13552
	Flow switch FP214-1, 3/4"x1" M/Fu, 400 l/h, microswitch with silver contacts	382
	Flow switch FP214-2, 3/4"x1" M/Fu, 400 l/h, microswitch with gold-plated contacts	13553
	Flow switch FP224-1, 1"x3/4" Fu/M, 400 l/h, microswitch with silver contacts	383
	Flow switch FP224-2, 1"x3/4" Fu/M, 400 l/h, microswitch with gold-plated contacts	4247
	Flow switch FP25-1, 6/4" M, 700 l/h, microswitch	14843
	Flow switch FP25-2, 6/4" M, 700 l/h, microswitch with gold-plated contacts	14844

Switching current for microswitches with gold-plated contacts is 1-100 mA.

	Pressure switches	Code
	Pressure switch - closes at 0.7 bar fixed, 1/4" M fitting, gold-plated contacts, 60V070A01	10927
	Pressure switch - closes at 0.4 bar fixed, 1/4" M	7831
	Pressure switch - closes at 0.5 bar fixed, 1/8" M	11418

	KPI Pressure switch, 18bar max. pressure, IP 30, for gases and liquids		Code
	KPI 35 Pressure switch, -0.2 to 8 bar range, 0.4 to 1.5 bar difference, 1/4" M	060-121766	12275
	KPI 35 Pressure switch, -0.2 to 8 bar range, 0.5 to 2 bar difference, 1/4" M	060-121966	12277
	IP55 Cover for KP, KPI thermostats and pressure switches, to increase IP protection from IP30 to IP55	060-062866	12279

Draft Regulators for solid-fuel boilers	Code
RT4 - 3/4" Thermostatic draft regulator	13878
RT4 L - 3/4" Thermostatic draft regulator with longer lever	14743
RT4 S - 3/4" Thermostatic draft regulator with 90 degree bend lever, 313 mm	14716
RT4 T - 3/4" Thermostatic draft regulator for boilers with higher casing	14138

Draft Regulators for solid-fuel boilers, electric controlled	Code
RT3-E Draft regulator, electric controlled	7191
RT3-E with TP546DT room thermostat	9139
RT3-E with TP44 weekly room thermostat	9138

Spare parts for Draft Regulators	Code
Spare knob and piston kit for RT3	8217
Knob for RT4	13876
Thermostatic element for RT	5881

Regulus Two-way Thermal Safety Relief Valves		Code
	DBV2 Insulated Insulated Thermal Safety Relief Valve with 2 independent thermostatic elements – meets the requirements of EN 303-5:2012. Thermostatic elements' sensors are placed in heating water. Connection to a boiler, cooling water and sewer with 3/4“ M, 97 °C ± 2 °C opening temperature	16627
	DBV2 Insulated, in 6/4" F T-piece	16863
	DBV1 Insulated Insulated Thermal Relief Valve for solid fuel boilers without a cooling heat exchanger, thermostatic element sensor immersed in heating water, connection to boiler, cooling water and sewer with 3/4" M, 97 °C ± 2 °C opening temperature	16912
	DBV1 Insulated, in 6/4" F T-piece	16913
Regulus One-way Thermal Relief Valves		**Code**
	JBV1 One-way Thermal Relief Valve for solid fuel boilers with a cooling heat exchanger, connection to boiler 1/2" M, connection to both cooling water and sewer 3/4" M, 97 °C ± 2 °C opening temperature, thermostatic element sensor immersed in heating water	8877

	Thermal Safety Relief Valves for solid fuel boilers, EN 303-5:2012 compliant	Opening temperature	Code
	BVTS Thermal Safety Relief Valve, nickel-plated 3/4"F 1.3 m fixed capillary, 140 mm sheath, 1/2" M	97 °C	14713
	BVTS Thermal Safety Relief Valve 3/4"F, 1.3 m fixed capillary, 140 mm sheath, 1/2" M	95 °C	14477
		97 °C	14480
		108 °C	14483
		70 °C	14476
		65 °C	14475
		55 °C	14474
	BVTS Thermal Safety Relief Valve 3/4"F, 1.3 m detachable capillary, 140 mm sheath, 1/2" M	50 °C	14473
		95 °C	14479
		100 °C	14481
	BVTS Thermal Safety Relief Valve 3/4"F, 4 m fixed capillary, 140 mm sheath, 1/2" M	95 °C	14478

BVTS valves are made upon order also with extended sheath.

	Load Valves in brass, for solid fuel boilers with automatic bypass balancing	Opening temperature	Code
	TSV3B - DN 25, connections 3x 1"F, K_{vs} = 6.2 m^3/h	45 °C	11282
		50 °C	15517
		55 °C	11281
		60 °C	15518
		65 °C	10080
		70 °C	15519
	TSV3BF - DN 25, connections 2x 1" F and 6/4" Fu nut, coupler for circulation pump 6/4" F x 1" F + 2 gaskets, K_{vs} = 6.2 m^3/h	45 °C	13095
		50 °C	15939
		55 °C	13096
		60 °C	15940
		65 °C	13097
		70 °C	15941
	TSV5B - DN 32, connections 3x 5/4" F, K_{vs} = 7.0 m^3/h	45 °C	11806
		50 °C	15520
		55 °C	11807
		60 °C	15521
		65 °C	11808
		70 °C	15522
	TSV6B - DN 40, connections 3x 6/4" F, K_{vs} = 13.3 m^3/h	45 °C	12974
		55 °C	12975
		65 °C	12976
	TSV8B - DN 50, connetions 3x 2" F, K_{vs} = 15.8 m^3/h	45 °C	12977
		55 °C	12978
		65 °C	12979
	Special models of TSV valves with outer threads		**Code**
	TSV3BM - DN 25, connections 3x 1" M, K_{vs} = 9.8 m^3/h	45 °C	13977
		55 °C	13978
		65 °C	13979
	TSV3BMF - DN 25, connections 2x 1" M and 1" Fu nut, K_{vs} = 8.6 m^3/h	45 °C	13980
		55 °C	13981
		65 °C	13982

	Load Valves for control of boiler return line temperature,manual bypass balancing	Opening temperature	Code
	TSV3 - for ATMOS boilers - DN 25, connections 3x 1" F, K_{vs} = 6.2 m^3/h	65 °C	10347
		72 °C	16029
		77 °C	10742
	TSV5 - for ATMOS boilers - DN 32, connections 3x 5/4" F, K_{vs} = 7.0 m^3/h	65 °C	11804
		72 °C	15533
		77 °C	11836
	TSV6 - for ATMOS boilers - DN 40, connections 3x 6/4" F, K_{vs} = 13.3 m^3/h	65 °C	11821
		72 °C	16060
	TSV8 - for ATMOS boilers - DN 50, connections 3x 2" F, K_{vs} = 15.8 m^3/h	65 °C	11819
		72 °C	16061

	Thermal Insulation for Thermostatic Valves	Code
	Thermal insulation for TSV3B thermostatic valve	14979
	Thermal insulation for TSV5B thermostatic valve	14980
	Thermal insulation for TSV6B thermostatic valve	11874
	Thermal insulation for TSV8B thermostatic valve	11875

	Thermostatic Elements – spare parts for TSV B valves	Code
	VB24 Thermostatic element with cone for TSV3B, 5B valves, 45 °C	12102
	VB24 Thermostatic element with cone for TSV3B, 5B valves, 50 °C	16095
	VB24 Thermostatic element with cone for TSV3B, 5B valves, 55 °C	12101
	VB24 Thermostatic element with cone for TSV3B, 5B valves, 60 °C	16096
	VB24 Thermostatic element with cone for TSV3B, 5B valves, 65 °C	12100
	VB24 Thermostatic element with cone for TSV3B, 5B valves, 70 °C	16097
	VB35 Thermostatic element with cone for TSV6B, 8B valves, 45 °C	13193
	VB35 Thermostatic element with cone for TSV6B, 8B valves, 55 °C	13194
	VB35 Thermostatic element with cone for TSV6B, 8B valves, 65 °C	13195

	Thermostatic Elements – spare parts for TSV valves	Code
	VB24 Thermostatic element for TSV3, 5 valves, 65 °C	16198
	VB24 Thermostatic element for TSV3, 5 valves, 72 °C	16098
	VB35 Thermostatic element for TSV6, 8 valves, 65 °C	16199
	V35 Thermostatic element for TSV6, 8 valves, 72 °C	16200

	RegulusRGMAT Load Units with AUTOMATIC bypass balancing, 1"	Opening temperature	Code
	RGMAT E G - DN 25, connections 3x 1" F, TSV3B valve, Grundfos UPM3 25-70 pump, thermometer, ball shut-off valve for pump	45 °C	14925
		50 °C	15910
		55 °C	14926
		60 °C	15911
		65 °C	14927
		70 °C	15912
	RGMAT E W - DN 25, connections 3x 1" F, TSV3B valve, Wilo YP 25/7.5 pump, thermometer, ball shut-off valve for pump	45 °C	15867
		50 °C	15904
		55 °C	15868
		60 °C	15905
		65 °C	15869
		70 °C	15906
	RGMAT E W-PWM - DN 25, connections 3x 1" F, TSV3B valve, Wilo PARA 25/8 iPWM1 pump, thermometer, ball shut-off valve for pump	55 °C	18133
		65 °C	18131

	RegulusRGMAT Load Units with AUTOMATIC bypass balancing, 5/4"	Opening temperature	Code
	RGMAT E G 5/4 - DN 32, connections 3x 5/4" F, TSV5B valve, Grundfos UPM3 25-75 pump, thermometer	55 °C	16395
		65 °C	16397
	RGMAT E W 5/4 - DN 32, connections 3x 5/4" F, TSV5B valve, Wilo YP 25/7.5 pump, thermometer	55 °C	15790
		65 °C	15791
	RGMAT E W-PWM 5/4 - DN 32, connections 3x 5/4" F, TSV5B valve, Wilo PARA 25/8 iPWM1 pump, thermometer	55 °C	18132
		65 °C	18129

	RegulusRGMAT Load Units with MANUAL bypass balancing, 1"	Opening temperature	Code
	RGMAT EA G - for ATMOS boilers - DN 25, connections 3x 1" F, TSV3 valve, Grundfos UPM3 25-70 pump, thermometer, ball shut-off valve for pump	65 °C	16383
		72 °C	16384
	RGMAT EA W - for ATMOS boilers - DN 25, connections 3x 1" F, TSV3 valve, Wilo YP 25/7.5 pump, thermometer, ball shut-off valve for pump	65 °C	16036
		72 °C	16031

	RegulusRGMAT Load Units with MANUAL bypass balancing, 5/4"	Opening temperature	Code
	RGMAT EA G 5/4 - for ATMOS boilers - DN 32, connections 3x 5/4" F, TSV5 valve, Grundfos UPM3 25-75 pump, thermometer	65 °C	16399
		72 °C	16400
	RGMAT EA W 5/4 - for ATMOS boilers - DN 32, connections 3x 5/4" F, TSV5 valve, Wilo YP 25/7.5 pump, thermometer	65 °C	16037
		72 °C	16032

	Accessories for RegulusRGMAT Load Units	Connection	Code
	Bypass with float check valve for RegulusRGMAT Load Units	1"	16126
		5/4"	16139

	Load Units with float check valve	Opening temperature	Code
	THERMOMAT connections 3x 5/4" F, thermost. element, Grundfos UPM3 pump (delivery head 7 m), thermometer, check valve, ball shut-off valves	55 °C	15046
		65 °C	15047
		72 °C	16244

	Thermostatic Elements – spare parts for LK810 ThermoMat	Code
	Thermostatic element for LK810 55 °C Pump Station	15080
	Thermostatic element for LK810 60 °C Pump Station	15081
	Thermostatic element for LK810 65 °C Pump Station	15082
	Thermostatic element for LK810 72 °C Pump Station	16240

RegulusBIO Load and Heating Combi Units for an easy connection of a boiler, heating system, thermal store, HW storage tank and an expansion vessel		
	for system with thermal store, with integrated controller	**Code**
	BIO 55 MIX W-PWM 1F TRS6K Insulated Load and Heating Combi Unit - controller, 3-way mixing valve w. actuator (K_{vs}=6.3.m^3/h), Wilo PARA 25/8 iPWM1 pumps, TSV3BM 55°C load valve (K_{vs}=9.8 m^3/h), ball valves, thermometers, drain valves, connections 1" F.	17499
	for systems with thermal store	**Code**
	BIO 55 MIX-BP G 1F Insulated Load and Heating Combi Unit - 3-way mixing valve without actuator (K_{vs}=6.3.m^3/h), Grundfos UPM3 25-75 pumps, TSV3BM 55°C load valve (K_{vs}=9,8 m^3/h), ball valves, thermometers, drain valves, connections 1" F.	17553
	for systems without thermal store	**Code**
	BIO 55 G 1F Insulated Load and Heating Combi Unit - Grundfos UPM3 25-75 pumps, TSV3BM 55°C load valve (K_{vs}=9,8 m^3/h), ball valves, thermometers, drain valves, connections 1" F.	17502
	Accessories	**Code**
	RC CALEON Room Unit with temperature sensor, humidity sensor, touch screen, 4-lead connection to controller (only for TRS3 and TRS6 K)	17150
	RC CALEON WIFI Room Unit, wifi internet connection, temperature and humidity sensors, touchscreen, for TRS3 &TRS6 K, 4-lead connection to controller	18126
	Pt1000 for sheath with 4 m cable	9109

Compact Backup Power Supplies for circulation pumps in solid-fuel boilers		
	» with integrated batteries, output in the form of a modified sine wave	**Code**
	PG 500 Backup Power Supply with integrated batteries, 18 Ah capacity 600 W max. inverter output	16214
Backup Power Supplies with external battery for circulation pumps and boiler-room controllers		
	» with LCD display, output in the form of a smooth sine wave, special maintenance-free battery for backup power supplies	**Code**
	PG 600 S Backup Power Supply with 18 Ah battery 600 W max. inverter output	17135
	PG 600 S Backup Power Supply with 44 Ah battery 600 W max. inverter output	17136
	PG600 S Backup Power Supply with 100 Ah battery 600 W max. inverter output	17137
Backup Power Supplies for circulation pumps in solid-fuel boilers		
	» output in the form of a modified sine wave, special maintenance-free battery for backup power supplies	**Code**
	PG 500 Backup Power Supply with 18 Ah battery 200 W max. inverter output	12505
	PG 500 Backup Power Supply with 44 Ah battery 200 W max. inverter output	9140

RegulusTOP Single-pipe Pump Stations for unmixed heating circuits, insulated, thermometer

	w. 2 ball valves	Pump	Code
	CSE OTS Insulated Pump Station with pump, 2 ball valves and thermometer. 1" F connection.	Grundfos UPM3 25-70	15325
		Wilo YP 25/6	15782
	CSE OTS ZV Insulated Pump Station with pump, 2 ball valves, **check valve** and thermometer. 1" F connection.	Grundfos UPM3 25-70	15042
		Wilo PARA 25/8 SC	17979
		Wilo PARA 25/8 iPWM1	18127
	w. 2 ball valves, check valve, filter&magnet	**Pump**	**Code**
	CSE OTS MFB+ZV Insulated Pump Station with pump, w. ball valve w. filter&magnet, ball valve w. non-return valve and thermometer. 1" F connection.	Grundfos UPM3 25-75	17922
		Wilo PARA 25/8 SC	17818

	RegulusTOP Single-pipe Pump Stations for unmixed heating circuits, uninsulated	Pump	Code
	CS KK W Pump, threaded fittings with shut-off ball valves. 1" F connection.	Wilo YP 25/6	15477

RegulusTOP Single-pipe Pump Stations for mixed heating circuits, 3-point control actuator

connection 1"	Pump	Code
CSE MIX 1F K_{vs} = 10 m^3/h, connection 3 x 1" F	Grundfos UPM3 25-70	16401
	Wilo YP 25/7,5	18317
	Wilo PARA 25/8 iPWM1	18128
CSE MIX 1M K_{vs} = 6,3 m^3/h, connection 2 x 1" M a 1 x 1" F	Grundfos UPM3 25-70	15208
	Wilo PARA 25/8 SC	17980

connection 5/4"	Pump	Code
CSE MIX 5/4F K_{vs} = 16 m^3/h, connection 3 x 5/4" F	Grundfos UPM3 25-75	16402
	Wilo YP 25/7,5	16215
	Wilo PARA 25/8 iPWM1	18130
CSE MIX 5/4M K_{vs} = 12 m^3/h, connection 2 x 5/4" M a 1 x 5/4" F	Grundfos UPM3 25-75	16847
	Wilo YP 25/7,5	16848

RegulusTOP Single-pipe Pump Stations for mixed heating circuits, fixed temperature mixing actuator

connection 1"	Pump	Code
CSE MIX FIX 1F K_{vs} = 10 m^3/h, connection 3 x 1" F	Grundfos UPM3 25-70	16403
	Wilo YP 25/7,5	16220
CSE MIX FIX 1M K_{vs} = 6,3 m^3/h, connection 2 x 1" M a 1 x 1" F	Grundfos UPM3 25-70	15333
	Wilo YP 25/7,5	16083

connection 5/4"	Pump	Code
CSE MIX FIX 5/4F K_{vs} = 16 m^3/h, connection 3 x 5/4" F	Grundfos UPM3 25-75	16404
	Wilo YP 25/7,5	16216
CSE MIX FIX G 5/4M K_{vs} = 12 m^3/h,connection 2 x 5/4" M a 1 x 5/4" F	Grundfos UPM3 25-75	16844
	Wilo YP 25/7,5	16846

Accessories	Code
Kit of a T-piece, 2 threaded fittings, 1 ball valve, for easy connection of CSE MIX 1" M pump stations to Regulus heating circuit manifolds	16922
T-piece, 1" M/Fu/M, 125 mm pitch, incl. gasket - for easy connection of CSE MIX 1" M pump stations to Regulus heating circuit manifolds	16659
T-piece, 1" M/Fu/M, 90 mm pitch, incl. gasket - for easy connection of return line to mixing valve in CSE MIX 1" M pump station	16660
Coupler for valve, 1" Fu/F (union nut x F), incl. gasket	15694

	RegulusTOP Twin-line Pump Stations for unmixed heating circuits	Pump	Code
	CSE2 F Insulated pump station - pump, filter w. strainer and magnet, non-return valve under the filter, ball valves, thermometers, connection fittings for a manifold. Connections 1" F, pipe distance 125 mm.	Grundfos UPM3 25-75	17487
		Wilo PARA 25/6 SC	18312
		Wilo PARA 25/8 SC	17936
	RegulusTOP Twin-line Pump Stations for mixed heating circuits	**Pump**	**Code**
	CSE2 MIX F Insulated pump station - 3-way mixing valve (K_{vs}=6.3.m^3/h) w. actuator w. 3-point control (230 V, 120 s, 5 Nm), pump, filter with strainer and magnet, non-return valve under the filter, ball valves, thermometers, connection fittings for a manifold. Connections 1" F, pipe distance 125 mm.	Grundfos UPM3 25-75	17484
		Wilo PARA 25/6 SC	18313
		Wilo PARA 25/8 SC	17937
	CSE2 MIX-BP F Insulated pump station - 3-way mixing valve (K_{vs}=6.3.m^3/h) **without actuator**, pump, filter with strainer and magnet, non-return valve under the filter, ball valves, thermometers, connection fittings for a manifold. Connections 1" F, pipe distance 125 mm.	Grundfos UPM3 25-75	18082
		Wilo PARA 25/6 SC	18314
		Wilo PARA 25/8 SC	17917
	AVC Actuators for mixing valves – 3-point or 0-10 V control		**Code**
	230 V actuator for mixing valve, incl. 2m cable, 60 s, 5 Nm		10875
	230 V actuator for mixing valve, incl. 2m cable, 120 s, 5 Nm		9193
	230 V actuator for mixing valve, incl. 2m cable, 120 s, 5 Nm, auxiliary microswitch		10878
	230V actuator for mixing valve, incl. 2m cable, 240 s, 5 Nm		10876
	24 V actuator for mixing valve, incl. 2m cable, 120 s, 5 Nm		11118
	24 V actuator with 0-10V mixing valve control, incl. 2m cable, 60-120 s, 5 Nm		14682
	230V actuator incl. 2m cable, 60 s, 5 Nm, for mixing valve, control to fixed temperature, with one Pt1000 sensor		16101
	230V mixing valve actuator, 2m cable, 120 s, 6 Nm, 3 Pt1000 sensors, weather compensated heating system control		16253
	Accessories		**Code**
	Ball Valve w. drain valve, 1" Fu/F (fittings 15695 are needed for connection with CSE2)		17415
	1“ Fu/M Fitting incl. Gasket		15695
	1"x5/4" Fu/F fitting to connect CSE2 to 5/4" manifold		17920
	Regulus Pump Stations for large boiler rooms		**Code**
	CS2 OTS MFB W 5/4F Pump Station Pump Station, 5/4” F, Yonos MAXO pump (max. head 10,7 m) and strainer with mesh and magnet. Pipe distance 125 mm. Intended for 5/4” manifolds.		17820
	CS2 MIX ZV W 5/4F Pump Station, 5/4” F, Yonos MAXO pump (max. head 10,7 m), 3-way mixing valve (K_{vs} = 16 m^3/h) with actuator w. 3-point control, ball valves. Pipe distance 125 mm. Intended for 5/4” manifolds.		17267
	CS2 MIX MFB+ZV W 5/4F Pump Station, 5/4” F, Yonos MAXO pump (max. head 10,7 m), 3-way mixing valve (K_{vs} = 16 m^3/h) with actuator w. 3-point control and strainer with mesh and magnet. Pipe distance 125 mm. Intended for 5/4” manifolds.		17819

1" Manifolds for heating systems	Code
HV 60/125 SG-2 Manifold/collector - two 1" heating circuits with outlet for safety assembly, thermal insulation, 3/4" side port, max. flowrate 2 m^3/h, pipe distance 125 mm	9186
HV 60/125 SG-3 Manifold/collector - three 1" heating circuits with outlet for safety assembly, thermal insulation, 3/4" side port, max. flowrate 2 m^3/h, pipe distance 125 mm	9187
Insulated safety assembly - 0-4 bar manometer, 3 bar air vent and safety valve	9797
HV 60/125-2 Manifold/collector - two 1" heating circuits with insulation, max. flowrate 2 m^3/h, pipe distance 125 mm	9507
HV 60/125-3 Manifold/collector - three 1" heating circuits with insulation, max. flowrate 2 m^3/h, pipe distance 125 mm	9508
HV 70/125-4 Manifold/collector - four 1" heating circuits, 5/4" for heat source, 3/4" side outlet, insulation, max. flowrate 3 m^3/h, pipe distance 125 mm	9509
HV 70/125-5 Manifold/collector - five 1" heating circuits, 5/4" for heat source, 3/4" side outlet, thermal insulation, max. flowrate 3 m^3/h, pipe distance 125 mm	9510
HV 70/125-6 Manifold/collector - six 1" heating circuits, 5/4" for heat source, 3/4" side outlet, thermal insulation, max. flowrate 3 m^3/h, pipe distance 125 mm	9511
Wall support for 1" manifold/collector, set of 2	9191

5/4" Manifolds for heating systems	Code
HV 80/125-2 Manifold/collector - two 5/4" heating circuits (pipe distance 125 mm), 2" for heat source alternatively on the right or left side (incl. plugs for unused outlets), thermal insulation, max. flowrate 7 m^3/h	15857
HV 80/125-3 Manifold/collector - three 5/4" heating circuits (pipe distance 125 mm), 2" for heat source alternatively on the right or left side (incl. plugs for unused outlets), thermal insulation, max. flowrate 7 m^3/h	17230
Wall support for 5/4" manifold/collector, set of 2	17599

Hydraulic Dynamic Pressure Balancers (HVDT)	Code
Pressure balancer between primary and secondary circuit - 1" F, max. flow rate 2 m^3/h incl. threaded fittings	9188
Pressure balancer between primary and sec. circuit - 5/4" F, max. flow rate 3 m^3/h incl. threaded fittings	9514
Pressure balancer between primary and sec. circuit - 2" M, max. flow rate 8 m^3/h incl. threaded fittings	17598
Interconnection Kit for HV 80 Manifold/Collector and HVDT 2"	17612
Wall support for hydraulic pressure balancers code 9188, 9514, set of 2	9190
Wall support for hydraulic pressure balancers code 17598, set of 2	16133

High-efficiency circulation pumps for heating systems		Code
	Wilo Yonos Pico 25/1-4 Pump, 180 - 6/4" M, 230 V, with display showing actual energy consumption	12130
	Wilo Yonos Pico 25/1-6 Pump, 180 - 6/4" M, 230 V, with display showing actual energy consumption	12131
	Wilo Stratos PICO 25/1-4 - 180- 6/4" M, 230 V, with LCD display and Dynamic Adapt function, incl. insulation	10163
	Wilo Stratos PICO 25/1-6 - 180- 6/4" M, 230 V, with LCD display and Dynamic Adapt function, incl. insulation	10164
	Wilo Yonos MAXO 25/0,5-10 - 180 - 6/4" M, 230 V, LCD display	16818
	Grundfos ALPHA1 L 25-40 180-6/4" M pump, 1x230 V, PWM control, no display	16316
	Grundfos ALPHA1 L 25-60 180-6/4" M pump, 1x230 V, PWM control, no display	16322
	Grundfos ALPHA2 25-40 - 180 - 6/4" M pump, 230 V, with display showing actual energy consumption and AUTOADAPT function	12189
	Grundfos ALPHA2 25-60 - 180 - 6/4" M pump, 230 V, with display showing actual energy consumption and AUTOADAPT function	12149
High-efficiency circulation pumps for solar thermal systems		**Code**
	Wilo Yonos Pico STG 25/1-7,5 - 180 - 6/4" M, 230 V	15198
High-efficiency circulation pumps for drinking water		**Code**
	Wilo Star-Z NOVA, 84-1/2" M, 1x230 V, no display	10666
	Grundfos COMFORT UP 15-14B PM pump, 80-1/2" M, 1x230 V, no display	12194
	Grundfos COMFORT UP 15-14BA PM pump, 80-1/2" M, 1x230 V, with display	12193

Pump Stations for DHW recirculation	Code
CSE TV ZV G 1F Insulated Pump Station with UPM3 DHW pump, check valve, thermometer, intended for DHW circuits – for DHW recirculation or DHW heating via a heat exchanger.	15181
CSE TVMIX ZV G 3/4M Insulated Pump Station with UPM3 DHW pump, thermostatic mixing valve w. check valves and circulation connection kit intended for DHW circuits	17893

Pump Fittings	Code
Brass reducing adapter for pump, nickel plated, 6/4"x1" Fu/F incl. gasket	13253
Brass hex nipple 6/4" x 1" Fu/F incl. gasket (1 piece)	5597
Brass reducing adapter for pump, 6/4"x5/4" Fu/F incl. gasket (1 piece)	16234
Brass reducing adapter for pump, 2"x5/4" Fu/F incl. gasket (1 piece)	16227
Brass reducing adapter for pump, 1"x6/4" F/M	15873
6/4" NBR gasket	9710

Pump Fittings with ball valve	Connection	Code
Brass hex nipple with ball valve incl. gasket	6/4"x1" Fu/F	15200
	6/4"x5/4" Fu/F	17835
	6/4" Fu x Cu 22	17293
	6/4" Fu x Cu 28	17295

Ball Valves for circulation pumps	Connection	Code
Ball Valve, opening by lever	6/4" Fu x Cu 22	16448
	6/4" Fu x Cu 28	16673
	6/4"x5/4" Fu/F	16953
Ball valve with check valve (union nut x inner thread)	1 1/2" x 1" Fu/F	14890

Ball Valves with strainer & magnet	Connection	Code
MAGNET FILTERBALL Ball Valve with strainer and magnet (FxF thread) – 0.6 mm mesh, up to 16 bar, -20 to 100 °C	3/4" F	17404
	1" F	17405
	5/4" F	17406
	6/4" F	17407
	2" F	17408

Ball valves with lever, intended aslo for drinking water	Connection	Code
Ball valve (F x F threads)	1/2" F	11965
	3/4" F	11966
	1" F	11967
	5/4" F	11968
	6/4" F	11969
	2" F	11970
	2 1/2" F	11971
	3" F	11972

Ball Valves with union nut	Connection	Code
Ball Valve (union nut x F thread)	1/2" Fu/F	17410
	3/4" Fu/F	17411
	1" Fu/F	15412
Ball Valve (union nut x M thread)	1/2" Fu/M	17051
	3/4" Fu/M	17052
	1" Fu/M	17044
Ball Valve w. drain valve (union nut x F thread)	3/4" Fu/F	17414
	1" Fu/F	17415
Ball Valve w. drain valve (union nut x M thread)	3/4" Fu/M	17412
	1" Fu/M	17413
Ball Valve angled (union nut x M thread)	3/4" Fu/M	18198

Drain valves, 110 °C	Connection	Code
Drain valve, 10 bar, red metal handle	1/2" M	4741
Drain valve, 16 bar, no handle, with cap	1/2" M	15609

	Regulus 3-way zone ball valves, PN16, single-pole control (open when shifting), suitable also for drinking water	Code
	VZK R 315-230-1P, 1/2" F, DN 15, 230 V, 60 s/90°, K_{vs} = 10,5 m^3/h	13602
	VZK R 320-230-1P, 3/4" F, DN 20, 230 V, 60 s/90°, K_{vs} = 10,5 m^3/h	13603
	VZK R 325-230-1P, 1" F, DN 25, 230 V, 60 s/90°, K_{vs} = 14 m^3/h	13604
	Regulus 3-way zone ball valves with bidirectional actuator, PN16 single-pole control	**Code**
	VZK 320-230-1P, 3/4" F, DN 20, 230 V, 64 s/180°, K_{vs} = 7 m^3/h, auxiliary microswitch	11293
	VZK 325-230-1P, 1" F, DN 25, 230 V, 64 s/180°, K_{vs} = 11 m^3/h, auxiliary microswitch	11294
	Regulus VZK-S 3-way motorized ball valves, PN16, double-pole control (mixing possible), suitable also for drinking water	**Code**
	VZK-S, 1/2" F, DN 15, 110°C, K_{vs}=10.5 m^3/h, 230V actuator, 48 s, 15 Nm	13589
	VZK-S, 3/4" F, DN 20, 110°C, K_{vs}=10.5 m^3/h, 230V actuator, 48 s, 15 Nm	11286
	VZK-S, 1" F, DN 25, 110°C, K_{vs}=14 m^3/h, 230V actuator, 48 s, 15 Nm	11287
	Regulus VZP 3-way Zone Valves, PN 16, with return spring	**Code**
	VZP 315-230-1P, 1/2" F, DN 15, 230 V, K_{vs} = 2.2 m^3/h, auxiliary microswitch	12854
	VZP 320-230-1P, 3/4" F, DN 20, 230 V, K_{vs} = 3.0 m^3/h, auxiliary microswitch	12855
	VZP 325-230-1P, 1" F, DN 25, 230 V, K_{vs} = 4.6 m^3/h, auxiliary microswitch	9658
	3-way Zone Valves PN 10 with return spring	**Code**
	SF-15-M1, 1/2", female, DN 15, 230 V, auxiliary microswitch	4170
	SF-20-E, 3/4", male DN 20, 230 V	624
	SF-20-E-M1S, 3/4" M, DN 20, 230 V, auxiliary 2-pole microswitch	6766
	SF-20-M1, 3/4", female, DN 20, 230 V, auxiliary microswitch	958
	SF-20, 3/4", female, DN 20, 24 V	4283
	SF-25, 1", female, DN 25, 230 V	642
	SF-25-E, 1", male, DN 25, 230 V	4223
	SF-25-E-M1, 1", male, DN 25, 230 V, auxiliary microswitch	644
	SF-25-M1, 1", female, DN 25, 230 V, auxiliary microswitch	645
	SF-25-M1S, 1", female, DN 25, 230 V, auxiliary 2-pole microswitch	3628
	3-way Zone Gate Valves, bidirectional actuator, PN 10, single-pole control	**Code**
	LK 525 Cu 22, DN 20, 230 V, 8 s/60°, with actuator and cable, K_{vs} = 8 m^3/h	14883
	LK 525 Cu 28, DN 25, 230 V, 8 s/60°, with actuator and cable, K_{vs} = 8m^3/h	14884
	LK 525 1" M, DN 25, 230 V, 8 s/60°, with actuator and cable, K_{vs} = 8 m^3/h	11284
	LK 525 5/4" M, DN 32, 230 V, 8 s/60°, with actuator and cable, K_{vs} = 8m^3/h	11285
	Adapter for LK 525 valve, for actuator max. temp. increase to 120 °C	11278
	Sealing O-ring for Cu 28 pipes	13393
	Accessories for valves with single-pole control	**Code**
	IP44 protected box with 2A fuse, to power supply valves with single-pole control (VZK and LK zone valves)	11685

	Regulus 2-way Zone Ball Valves with bidirectional actuator, PN16, single-pole control, suitable also for drinking water	Code
	VZK 215-230-1P, 1/2" F, DN 15, 230 V, 30 s/90°, K_{vs} = 8,5 m^3/h, NC, auxiliary microswitch	11288
	VZK 220-230-1P, 3/4" F, DN 20, 230 V, 30 s/90°, K_{vs} = 20 m^3/h, NC, auxiliary microswitch	10344
	VZK 225-230-1P, 1" F, DN 25, 230 V, 30 s/90°, K_{vs} = 30 m^3/h, NC, auxiliary microswitch	11289
	2-way Regulus VZP Zone Valves, PN 16, with return spring	**Code**
	VZP 215-230-1P, 1/2" F, DN 15, 230 V, K_{vs} = 2.2 m^3/h, auxiliary microswitch, NC	12856
	VZP 220-230-1P, 3/4" F, DN 20, 230 V, K_{vs} = 3.0 m^3/h, auxiliary microswitch, NC	12857
	VZP 225-230-1P, 1" F, DN 25, 230 V, K_{vs} = 4.6 m^3/h, auxiliary microswitch, NC	12858
	2-way Zone Valves PN 10 with return spring	**Code**
	SF-15-2-M1, 1/2", female, DN 15, 230 V, auxiliary microswitch, NC	3349
	SF-20-2, 3/4", female, DN 20, 230V, NC	575
	SF-20-2-E, 3/4", male, DN 20, 230V, NC	5784
	SF-20-2-M1, 3/4", female, , DN 20, 230V, auxiliary microswitch, NC	579
	SF-25-2, 1", female, DN 25, 230V, NC	603
	SF-25-2-E, 1", male, DN 25, 230V, NC	3989
	SF-25-2-M1, 1", female, , DN 25, 230V, auxiliary microswitch, NC	614
	SF-25-2-M1, 1", female, DN 25, 230V, auxiliary microswitch, NO	4773
	LK 525 Zone gate valves, bidirectional actuator, PN 10 single-pole control	**Code**
	LK 525 Cu 22, DN 20, 230 V, 12 s/90°, with actuator and cable, K_{vs} = 11 m^3/h, NC	14896
	LK 525 Cu 28, DN 25, 230 V, 12 s/90°, with actuator and cable, K_{vs} = 11 m^3/h, NC	14897
	LK 525 1" M, DN 25, 230V, 12 s/90°, with actuator and cable, K_{vs} = 11 m^3/h, NO	12874
	LK 525 5/4" M, DN 32, 230V, 12 s/90°, with actuator and cable, K_{vs} = 11 m^3/h, NO	12875
	LK 525 1" M, DN 25, 230V, 12 s/90°, with actuator and cable, K_{vs} = 11 m^3/h, NC	16283
	LK 525 5/4" M, DN 32, 230V, 12 s/90°, with actuator and cable, K_{vs} = 11 m^3/h, NC	16284
	Adapter for LK 525 valve, for actuator max. temp. increase to 120 °C	11278
	Sealing O-ring for Cu 28 pipes	13393
	Accessories for valves with single-pole control	**Code**
	IP44 protected box with 2A fuse, to power supply valves with single-pole control (VZK and LK zone valves)	11685

NC - normally closed - with no control voltage (live) the valve is closed
NO - normally open - with no control voltage (live) the valve is open

EV Solenoid 2-way valves

EV251B solenoid valves with 230V coil, terminal, NBR membrane, 0-10 bar, for open and sealed systems		Code
EV251B 10B Solenoid valve, 3/8" F, DN 10, NC	032U538031	12264
EV251B 12B Solenoid valve, 1/2" F, DN 15, NC	032U538131	11054
EV251B 18B Solenoid valve, 3/4" F, DN 20, NC	032U538231	11055
EV251B 22B Solenoid valve, 1" F, DN 25, NC	032U538331	11056

EV220 B valve bodies, EPDM membrane, 0.1-20 bar, indirect control, for open systems		Code
EV220B NC valve body, 3/8" F, DN 10	032U1241	12265
EV220B NC valve body, 1/2" F, DN 15	032U1251	12266

EV220 B valve bodies, EPDM membrane, 0.3-16 bar, indirect control		Code
EV220B NC valve body, 1/2" F, DN 15	032U7115	12267
EV220B NC valve body, 3/4" F, DN 20	032U7120	12268

Clip-on coils for EV valves		Code
BB 230AS Solenoid coil, 230 VAC	018F7351	12269
BB 024AS Solenoid coil, 24 VAC	018F7358	12270
Terminal for BB coil, IP 65	042N0156	12271

Belimo ball valves, PN 16, suitable also for drinking water			Code
3-way valve DN 15 without actuator, 1/2" F - elbow		R315BL	8001
3-way valve DN 20 without actuator, 3/4" F - elbow		R320BL	8002
3-way valve DN 25 without actuator, 1" F - elbow		R325BL	8003
3-way valve DN 25 without actuator, 1" F - Tee			9203
3-way valve DN 32 without actuator, 5/4" F - Tee			9204
3-way valve DN 40 without actuator, 6/4" F - Tee			9205
3-way valve DN 50 without actuator, 2" F - Tee			9206

Actuators for Belimo ball valves			Code
230VAC actuator for 2- and 3-way valves, NC safety function, auxiliary microswitch, 2 Nm	DN 15-20	TRF230-S	10462
230VAC actuator for 3-way valves, 5 Nm	DN 15-25	LR230A	8004
230VAC actuator for 3-way valves, 10 Nm	DN 32-40	NR230A	9207
230VAC actuator for 3-way valves, 20 Nm	DN 50-80	SR230A	9208

Brass mixing valves

LK 840 3-way mixing valves, F connection	Code
3-way mixing valve, 1/2" F, DN 15, PN10, 110 °C, K_{vs} = 1.6 m^3/h, new generation 2.0	16764
3-way mixing valve, 1/2" F, DN 15, PN10, 110 °C, K_{vs} = 2.5 m^3/h	11489
3-way mixing valve, 3/4" F, DN 20, PN10, 110 °C, K_{vs} = 4.0 m^3/h, new generation 2.0	16760
3-way mixing valve, 3/4" F, DN 20, PN10, 110 °C, K_{vs} = 6.3 m^3/h, new generation 2.0	16698
3-way mixing valve, 1" F, DN 25, PN10, 110 °C, K_{vs} = 6.3 m^3/h, new generation 2.0	16758
3-way mixing valve, 1" F, DN 25, PN10, 110 °C, K_{vs} = 10 m^3/h, new generation 2.0	16700
3-way mixing valve, 5/4" F, DN 32, PN10, 110 °C, K_{vs} = 16 m^3/h , new generation 2.0	16693
3-way mixing valve, 6/4" F, DN 40, PN10, 110 °C, K_{vs} = 25 m^3/h, new generation 2.0	16762
3-way mixing valve, 2" F, DN 50, PN10, 110 °C, K_{vs} = 40 m^3/h, new generation 2.0	16697

LK 840 3-way mixing valves, M connection	Code
3-way mixing valve, 3/4" M, DN 20, PN10, 110 °C, K_{vs} = 2.5 m^3/h	14822
3-way mixing valve, 1" M, DN 25, PN10, 110 °C, K_{vs} = 4.0 m^3/h, new generation 2.0	16768
3-way mixing valve, 1" M, DN 25, PN10, 110 °C, K_{vs} = 6.3 m^3/h, new generation 2.0	16695
3-way mixing valve, 5/4" M, DN 32, PN10, 110 °C, K_{vs} = 12 m^3/h	14826
3-way mixing valve, 6/4" M, DN 40, PN10, 110 °C, K_{vs} = 15 m^3/h	14827
3-way mixing valve, 2" M, DN 50, PN10, 110 °C, K_{vs} = 24 m^3/h	14828

LK 840 3-way mixing valves, for copper pipes	Code
3-way mixing valve, Cu 15, PN10, 110 °C, K_{vs} = 2.5 m^3/h	15771
3-way mixing valve, Cu 18, PN10, 110 °C, K_{vs} = 2.5 m^3/h	15772
3-way mixing valve, Cu 22, PN10, 110 °C, K_{vs} = 2.5 m^3/h	15773
3-way mixing valve, Cu 22, PN10, 110 °C, K_{vs} = 6.3 m^3/h	15774
3-way mixing valve, Cu 28, PN10, 110 °C, K_{vs} = 4.0 m^3/h	15775
3-way mixing valve, Cu 28, PN10, 110 °C, K_{vs} = 6.3 m^3/h	15776

LK 841 4-way mixing valves, F connection	Code
4-way mixing valve, 1/2" F, DN 15, PN10, 110 °C, K_{vs} = 2.5 m^3/h	14859
4-way mixing valve, 3/4" F, DN 20, PN10, 110 °C, K_{vs} = 4.0 m^3/h	14864
4-way mixing valve, 3/4" F, DN 20, PN10, 110 °C, K_{vs} = 6.3 m^3/h, new generation 2.0	16780
4-way mixing valve, 1" F, DN 25, PN10, 110 °C, Kvs = 10 m3/h, new generation 2.0	16694
4-way mixing valve, 5/4" F, DN 32, PN10, 110 °C, Kvs = 16 m3/h, new generation 2.0	16699
4-way mixing valve, 6/4" F, DN 40, PN10, 110 °C, K_{vs} = 24 m^3/h	12664
4-way mixing valve, 2" F, DN 50, PN10, 110 °C, K_{vs} = 40 m^3/h	12665

LK 841 4-way mixing valves, M connection	Code
4-way mixing valve, 3/4" M, DN 20, PN10, 110 °C, K_{vs} = 2.5 m^3/h	14829
4-way mixing valve, 1" M, DN 25, PN10, 110 °C, K_{vs} = 4.0 m^3/h	14830
4-way mixing valve, 1" M, DN 25, PN10, 110 °C, K_{vs} = 6.3 m^3/h, new generation 2.0	16777
4-way mixing valve, 5/4" M, DN 32, PN10, 110 °C, K_{vs} = 8.0 m^3/h	14832
4-way mixing valve, 5/4" M, DN 32, PN10, 110 °C, K_{vs} = 12 m^3/h	14833
4-way mixing valve, 6/4" M, DN 40, PN10, 110 °C, K_{vs} = 15 m^3/h	14834

LK 841 4-way mixing valves, for copper pipes	Code
4-way mixing valve, Cu 15, PN10, 110 °C, K_{vs} = 2.5 m^3/h	15777
4-way mixing valve, Cu 18, PN10, 110 °C, K_{vs} = 2.5 m^3/h	15778
4-way mixing valve, Cu 22, PN10, 110 °C, K_{vs} = 2.5 m^3/h	15779
4-way mixing valve, Cu 28, PN10, 110 °C, K_{vs} = 4.0 m^3/h	15780
4-way mixing valve, Cu 28, PN10, 110 °C, K_{vs} = 6.3 m^3/h, new generation 2.0	16789

	AVC Actuators for mixing valves – 3-point or 0-10 V control	Code
	230 V actuator for mixing valve, incl. 2m cable, 60 s, 5 Nm	10875
	230 V actuator for mixing valve, incl. 2m cable, 120 s, 5 Nm	9193
	230 V actuator for mixing valve, incl. 2m cable, 120 s, 5 Nm, auxiliary microswitch	10878
	230V actuator for mixing valve, incl. 2m cable, 240 s, 5 Nm	10876
	24 V actuator for mixing valve, incl. 2m cable, 120 s, 5 Nm	11118
	24 V actuator with 0-10V mixing valve control, incl. 2m cable, 60-120 s, 5 Nm	14682
	24 V actuator with 0-10V mixing valve control, incl. 2m cable, 60-120 s, 10 Nm	10873
	ACC Actuators for mixing valves, control to fixed temperature	**Code**
	230V actuator incl. 2m cable, 60 s, 5 Nm, for mixing valve, control to fixed temperature, with one Pt1000 sensor	16101
	230V actuator incl. 2m cable, 60 s, 5 Nm, for mixing valve, control to fixed temperature, with two Pt1000 sensors, differential thermostat – suitable to control constant return temperature for solid fuel boilers and to switch off a circulator when boiler extinguishes	16102
	T1 Temperature Sensor with 1m cable – Pt1000 for fixed temperature actuators	16149
	T2 Temperature Sensor with 3m cable – Pt1000 for fixed temperature actuators	16150
	AHC actuators for mixing valves with weather compensation	**Code**
	230V mixing valve actuator, 2m cable, 120 s, 6 Nm, 3 Pt1000 sensors, weather compensated heating system control	16253
	RCD2 Room Unit for AHC40 actuator	16973
	Mixing valves - kits	**Code**
	3-way mixing valve, 1“ F, DN 25, with 230V actuator, 120 s, Kvs=10 m3/h	13230
	3-way mixing valve, 1“ F, DN 25, with 230V actuator, 120 s, Kvs=10 m3/h and CS KK W pump station	13232
	Fittings for mixing valves	**Code**
	T-piece, 1" M/Fu/M, 125 mm pitch, incl. gasket - for easy connection of CSE MIX 1" M pump stations to Regulus heating circuit manifolds	16659
	T-piece, 1" M/Fu/M, 90 mm pitch, incl. gasket - for easy connection of return line to mixing valve in CSE MIX 1" M pump station	16660
	Coupler for valve, 1" Fu/M (union nut x M), incl. gasket	15695
	Coupler for valve, 1" Fu/F (union nu x F), incl. gasket	15694
	Insulation for LK Mixing Valves	**Code**
	Insulation for LK 840 3-way valve, 1/2" and 3/4" M and F, 1" M	14981
	Insulation for LK 840 3-way valve, 1" F, 5/4" M and F, 6/4" M	14982
	Insulation for LK 841 1/2" and 3/4" M and F, 1" M	14983
	Insulation for LK 841 1" F, 5/4" M and F, 6/4"M	14984

Regulus Wmix Anti-Scald Valves, side outlet

Knob adjustable, no check valves	Code
Anti-Scald Valve TVmix, 35-65 °C, 1/2" M, DN 15, K_{vs}=1,3 m^3/h	14508
Anti-Scald Valve TVmix, 35-65 °C, 3/4" M, DN 20, K_{vs}=1,6 m^3/h	14509
Anti-Scald Valve TVmix, 35-65 °C, 1" M, DN 25, K_{vs}=1,8 m^3/h	14510
Anti-Scald Valve TVmix, 35-65 °C, 1/2" F, DN 15, K_{vs}=1,6 m^3/h	14511
Anti-Scald Valve TVmix, 35-65 °C, 3/4" F, DN 20, K_{vs}=1,8 m^3/h	14512
Anti-Scald Valve TVmix, 35-65 °C, Cu 15x1, K_{vs}=1,3 m^3/h	14513
Anti-Scald Valve TVmix, 35-65 °C, Cu 22x1, K_{vs}=1,8 m^3/h	14515
Knob adjustable, with check valves	**Code**
Anti-Scald Valve TVmix, 35-65 °C, 1/2" M, DN 15, check valve	14903
Anti-Scald Valve TVmix, 35-65 °C, 3/4" M, DN 20, check valve	14904
Knob adjustable, with check valves and recirculation connection kit	**Code**
Anti-Scald Valve TVmix, 35-65 °C, 3/4" M, DN 20, check valve, recirculation	17602
Thermostatic Element	**Code**
Thermostatic Element 35-65 °C - spare element for TVmix	14738

Thermostatic Mixing Valves for DHW, side outlet

	Code
LK 550-22 Thermostatic Valve for DHW, 38-65 °C, Cu 22x1 connection, K_{vs}=2.2 m^3/h, incl. 1 cold-water check valve and pipe fittings	10303
Check valve to be incorporated into TERMOMIX (only if connected to Cu 22x1 pipe)	10591
LK 550-1/2 Tthermostatic valve for DHW, 38-65 °C, 1/2", DN 15, K_{vs}=1.2 m^3/h	10874
LK 550-3/4 Thermostatic valve for DHW, 38-65 °C, 3/4", DN 20, K_{vs}=2.2 m^3/h	11057
Check valve for integration into LK550-3/4 (only if 3/4" thread is used)	11058

Regulus Wmix Anti-Scald Valves, outlet in the middle

Knob adjustable, no check valves	Code
Anti-Scald Valve Wmix-K S20, 30-65 °C, 3/4" M, DN 20, K_{vs}=0.9 m^3/h	12023
Anti-Scald Valve Wmix-K S25, 30-65 °C, 1" M, DN 25, K_{vs}=1.0 m^3/h	12020
Anti-Scald Valve Wmix-K S32, 30-65 °C, 5/4" M, DN 32, K_{vs}=4.0 m^3/h	12025
Knob adjustable, with check valves and strainers	**Code**
Anti-Scald Valve Wmix-K S20, 30-65 °C, 3/4" M, DN 20, K_{vs}=0.9 m^3/h incl. 3 threaded fittings and 1/2" M inlet check valves with strainer	11663
Anti-Scald Valve Wmix-K S25, 30-65 °C, 1" M, DN 25, K_{vs}=1.0 m^3/h incl. 3 threaded fittings and 3/4" M inlet check valves with strainer	11664
Anti-Scald Valve Wmix-K 32, 30-65 °C, 5/4" M, DN 32, K_{vs}=4.0 m^3/h incl. 3 threaded fittings and 1" M inlet check valves with strainer	11674

Anti-Scald Valves, outlet in the middle

	Code
MT52HC -Anti-Scald Valve, high flow, 20-70 °C, 5/4" M, DN 32, K_{vs}=6.1 m^3/h	7079

Thermostatic Heads	Connection	Code
TH 01 B Thermostatic Head	M30x1,5	17105
TH 03 B Thermostatic Head	M30x1,5	17106
TH 01 C Thermostatic Head	M30x1,5	15269
TH 02 BC Thermostatic Head	M30x1,5	15270

Radiator Valves

Euroconus thread	Connection	Code
Radiator valve for thermostatic head, for radiator inlet, - straight, Euroconus thread	1/2"	17110
Radiator valve for thermostatic head, for radiator inlet, - angled, Euroconus thread	1/2"	17111
Lockshield valve (for return line) - straight, Euroconus thread	1/2"	17112
Lockshield valve (for return line) - angled, Euroconus thread	1/2"	17113

Female thread	Connection	Code
Radiator valve for thermostatic head, for radiator inlet, - straight, female thread	3/8"F	17099
	1/2" F	16471
	3/4" F	16472
	1" F	17108
Radiator valve for thermostatic head, for radiator inlet, - angled, female thread	3/8"F	17100
	1/2" F	16473
	3/4" F	16474
	1" F	17109
Lockshield valve (for return line) - straight, female thread	3/8"F	17101
	1/2" F	16479
	3/4" F	16480
Lockshield valve (for return line) - angled, female thread	3/8"F	17102
	1/2" F	16481
	3/4" F	16482

Safety valves for heating systems 110 °C max.

F/F connections	Opening presure	Code
Safety valve, 1/2" F	1,5 bar	11891
	2 bar	11892
	2,5 bar	11897
	3 bar	605
	4 bar	11901
	6 bar	11903
Safety valve, 3/4" F	1,5 bar	15383
	2 bar	15384
	2,5 bar	15385
	3 bar	15386
	4 bar	15387
	6 bar	15388
Safety valve, 1" F	2,5 bar	15396
	3 bar	15397
	4 bar	15398
	6 bar	15399

M/F connections	Opening presure	Code
Safety valve, 1/2" M/F	1,5 bar	13063
	2 bar	11894
	2,5 bar	923
	3 bar	791
	4 bar	11902
	6 bar	11904
Safety valve, 3/4" M/F	1,5 bar	15389
	2 bar	15390
	2,5 bar	15391
	3 bar	15392
	4 bar	15393
	6 bar	15394

F/F connections, reducer	Opening presure	Code
Safety valve, 1/2"x3/4" F	2,5 bar	15375
	3 bar	15376
	4 bar	15377
	6 bar	15378
Safety valve, 3/4"x1" F	2,5 bar	11896
	3 bar	11898
	4 bar	15395
	6 bar	11905
Safety valve, 1"x5/4" F	3 bar	15120
	4 bar	15121
	6 bar	15122
	10 bar	15366

M/F connections, reducer	Opening presure	Code
Safety valve, 1/2"x3/4" M/F	2,5 bar	15379
	3 bar	15380
	4 bar	15381
	6 bar	15382

Drain tundishes for safety valve outlet	Connection	Code
Tundish (F x F thread) - not intended for drinking water	1/2" F	14062
	3/4" F	14063
	1" F	14064
	5/4" F	14065

Safety valves for heating systems 110 °C max.		Code
PTR valve pressure and temperature release valve for hot water storage tank protection against high pressure and overheating	7 bar, 92 °C	17240
	10 bar, 92 °C	17241
Safety Kit DN 20 for hot water storage tanks (safety valve, non-return valve with functional check, ball valve, drain valve, pressure gauge).	up to 200 l	17387
	up to 1000 l	17696

Safety Assemblies	PV Opening pressure	Code
Insulated Safety Group – safety valve, air vent valve, 0-4 bar pressure gauge - union nut connection 1" Fu, 1/2" F safety valve	2 bar	15090
	3 bar	15306

Air vent valves, 110 °C, 10 bar	Connection	Code
Automatic air vent valve with check valve OV1, top outlet	1/2" M	5373
	3/8" M	5601
Automatic air vent valve with check valve OV, top outlet	1/2" M	11722
	3/8" M	11721
Automatic air vent valve with check valve, side outlet	1/2" M	11726
	3/8" M	11725
Automatic air vent valve with check valve, side inlet, top outlet	1/2" M	11724
	3/8" M	11723

Check valves, 120 °C, 25 bar	Connection	Code
Check valve (female thread)	1/2" F	11907
	3/4" F	11908
	1" F	11906
	5/4" F	11909

Pressure reducing valve	Connection	Code
Pressure reducing valve 1 to 4 bar, inlet 15 bar max.	1/2" F	660
Pressure reducing valve 1 to 4 bar, inlet 15 bar max.	3/4" F	661
Pressure reducing valve 0,5 to 6 bar, inlet 25 bar max.	1" F	15086

Filters	Connection	Code
Filter with magnet	1" M	17610
Ball Valve with union nut, to connect filter	1" Fu/F	15412

Brass Fittings with cylindric threads and enlarged sealing area		Code
Hex nipple (male thread)	3/8" M	6972
	1/2" M	6971
	3/4" M	6970
	1" M	6969
	5/4" M	6973
	6/4" M	7627
Reducing nipple (male thread)	1/2"x3/8" M	6968
	3/4"x1/2" M	6965
	1"x3/4" M	6967
	5/4"x3/4" M	8270
	5/4"x1" M	6966
	6/4"x1" M	8766
	6/4"x5/4" M	8767
Extension (female x male thread), 20 mm long	3/4" F/M	14304
Extension (female x male thread), 19 mm long	1" F/M	14305
Reducer (male x female thread)	1/2"x1/4" M/F	16169
	3/4"x1/2" M/F	6964
	1"x1/2" M/F	14307
	1"x3/4" M/F	14306
	5/4"x1/2" M/F	8564
	5/4"x1" M/F	13395
	6/4"x1" M/F	7882
	6/4"x5/4" M/F	15820
Reducing adapter (male x female thread) – non hex	6/4"x1" M/F	15873
Reducing adapter (female x male thread)	3/4"x1/2"F/M	9151
	1"x3/4" F/M	13366
	6/4"x1" F/M	14494
T-piece (male thread)	1/2" M	15175
	3/4" M	15176
	1" M	15177
Reducing T-piece (male thread)	3/4"x1/2"x3/4" M	15178
	1"x3/4"x1" M	15179
T-piece (female thread)	1/2" F	3206
	3/4" F	7180
	1" F	15184
	6/4" F	8757
Reducing T-piece (female thread)	6/4"x3/4"x6/4" F	15996
Plug with gasket (asbestos-free)	3/8" M	7956
	1/2" M	7634
	3/4" M	7954
Plug	1" M	7691
	5/4" M	14948
	6/4" M	7881
Threaded fitting (female thread) incl. gasket	1" F	15805
	5/4" F	15822
Fitting to pump with ball valve (union nut x F), incl. gasket	6/4"x1" Fu/F	15200
	6/4"x5/4" Fu/F	17835
Fitting to pump (union nut x F), incl. gasket, nickel plated	6/4"x1" Fu/F	13253
Fitting to pump (union nut x F), incl. gasket	6/4"x1" Fu/F	5597
	6/4"x5/4" Fu/F	16234
	2"x5/4" Fu/F	16227

Fittings also for gas, enlarged sealing area		Code
Valve fittings (union nut x M) incl. gasket	3/4" Fu/M	15693
	1" Fu/M	15695
Valve fittings (union nut x F) incl. gasket	3/4" Fu/F	15692
	1" Fu/F	15694
	1"x5/4" Fu/F	17920
	5/4"x1" Fu/F	6549
Valve fittings (union nut x F) - set of 3 pcs, incl. gaskets	5/4"x1" Fu/F	12699
T-piece, 1" M/Fu/M, 125 mm pitch, incl. gasket - for easy connection of CSE MIX 1" M pump stations to Regulus heating circuit manifolds		16659
T-piece, 1" M/Fu/M, 90 mm pitch, incl. gasket - for easy connection of return line to mixing valve in CSE MIX 1" M pump station		16660

Brass Hex Nipples, cylindrical x conical threads, enlarged sealing surface area (for gas and water)		Code
Coupler (outer cylindrical threads with enlarged sealing area x outer conical threads)	1/2" M	15596
	3/4" M	15597
	1" M	15598
Reducing Coupler (outer cylindrical threads with enlarged sealing area x outer conical threads)	1/2"x3/8" M	15599
	3/4"x1/2" M	15600
	1"x3/4" M	15601

Compression Fittings for copper pipes		Code
Gasket for copper pipes	Cu 22	7330
	Cu 28	13393
Pipe insert	Cu 22 (x 0,8 max)	12923
	Cu 28 (x 1 max)	15900
Straight Compression Fitting	Cu 18	17794
	Cu 22	7629
	Cu 28	13394
Straight Coupler (with enlarged sealing area at the M thread)	Cu 18 x 1/2" M	17797
	Cu 22 x 3/4" M	13695
	Cu 28 x 1" M	13391
	Cu 28 x 5/4" M	17090
Brass hex nipple with ball valve incl. gasket	Cu 22 x 6/4" Fu	17293
	Cu 28 x 6/4" Fu	17295
Compression Elbow	Cu 28	16437
Transition Elbow (with enlarged sealing area at the M thread)	Cu 22 x 3/4" M	13694
	Cu 28 x 1" M	15985
	Cu 28 x 5/4" M	17091
X-piece (with enlarged sealing area at the M thread)	Cu 22 x 3/4" M x 1/2" F x 3/8" F se zátkou	13716
Blind hex fitting for Cu pipes	Cu 22	13696

Fittings to braze on copper pipes		Code
Braze fitting, incl. gasket (asbestos free)	Cu 28 x 5/4" Fu	6765
Braze fitting, incl. gasket (asbestos free) - set of 3 pcs	Cu 28 x 5/4" Fu	12700

SICURFLEX Flexible yellow stainless steel pipes for gas	Code
1/2" Sicurflex pipe, DN 12, sold by the meter (30 m max.)	13460
1/2" Sicurflex pipe, DN 12, 4m bulk pack	13459
1/2" nut with NBR gasket, for gas	13634
3/4" Sicurflex pipe, DN 15, sold by the meter (30 m max.)	13462
3/4" Sicurflex pipe, DN 15, 4m bulk pack	13461
3/4" nut with NBR gasket, for gas	13635
1" Sicurflex pipe, DN 20, sold by the meter (30 m max.)	13464
1" Sicurflex pipe, DN 20, 4m bulk pack	13463
1" nut with NBR gasket, for gas	13636
Accessories to Sicurflex	**Code**
Adhesive yellow duct tape - for gas pipes - 15 m	13940
Pipe cutter	713
1/2", 3/4" clamp - for DN 12 and DN 15 gas pipes	13939
1/2", 1" clamp - for DN 12 and DN 20 gas pipes	14088
Tube template rammer	3430
DN 12 Wall clamp with M8 head, screw and dowel included.	14160
DN 15 Wall clamp with M8 head, screw and dowel included.	14161
DN 20 Wall clamp with M8 head, screw and dowel included.	14162
Gaskets for Sicurflex gas pipes	**Code**
NBR gasket for 1/2" nut, for gas	14090
NBR gasket for 3/4" nut, for gas	14091
NBR gasket for 1" nut, for gas	14092

SOLARFLEX A - DUO, pre-insulated twinway stainless-steel tubes with cable in EPDM insulation, for solar systems with insulation surface protection only	
insulation thickness of 13 mm	**Code**
Twinway DN 16 stainless-steel tube, 10 m, incl. 4 nuts with lock rings and rim nipple	9916
Twinway DN 16 stainless-steel tube, 15 m, incl. 4 nuts with lock rings and rim nipple	9619
Twinway DN 16 stainless-steel tube, 50 m	10564
Twinway DN 20 stainless-steel tube, 10 m, incl. 4 nuts with lock rings and rim nipple	9917
Twinway DN 20 stainless-steel tube, 15 m, incl. 4 nuts with lock rings and rim nipple	9620
Twinway DN 20 stainless-steel tube, 50 m	10565

SOLARFLEX A - MONO, pre-insulated single stainless-steel pipe in EPDM insulation, for solar systems with insulation surface protection only	
insulation thickness of 13 mm	**Code**
DN 16 stainless-steel pipe, 10 m, incl. 4 nuts with lock rings and rim nipple	12899
DN 16 stainless-steel pipe, 20 m, incl. 4 nuts with lock rings and rim nipple	12900
DN 16 stainless-steel pipe, 30 m, incl. 4 nuts with lock rings and rim nipple	12901
DN 16 stainless-steel pipe, 50 m	12902
DN 20 stainless-steel pipe, 10 m, incl. 4 nuts with lock rings and rim nipple	12903
DN 20 stainless-steel pipe, 20 m, incl. 4 nuts with lock rings and rim nipple	12904
DN 20 stainless-steel pipe, 30 m, incl. 4 nuts with lock rings and rim nipple	12905
DN 20 stainless-steel pipe, 50 m	12906
insulation thickness of 19 mm	**Code**
DN 16 stainless-steel pipe, 10 m, incl. 4 nuts with lock rings and rim nipple	12911
DN 16 stainless-steel pipe, 20 m, incl. 4 nuts with lock rings and rim nipple	12912
DN 16 stainless-steel pipe, 30 m, incl. 4 nuts with lock rings and rim nipple	12913
DN 16 stainless-steel pipe, 50 m	12914
DN 20 stainless-steel pipe, 10 m, incl. 4 nuts with lock rings and rim nipple	12915
DN 20 stainless-steel pipe, 20 m, incl. 4 nuts with lock rings and rim nipple	12916
DN 20 stainless-steel pipe, 30 m, incl. 4 nuts with lock rings and rim nipple	12917
DN 20 stainless-steel pipe, 50 m	12918

Flexible stainless steel tubes (NO INSULATION) for solar appl.	**Code**
DN 16 stainless-steel pipe - sold by the meter	14701
DN 16 stainless-steel pipe - 5 m	16386
DN 16 stainless-steel pipe - 10 m	16387
DN 16 stainless-steel pipe - 15 m	16388
DN 20 stainless-steel pipe - sold by the meter	14709
DN 20 stainless-steel pipe - 5 m	16389
DN 20 stainless-steel pipe - 10 m	16390
DN 20 stainless-steel pipe - 15 m	16391

Accessories to SOLARFLEX A stainless steel pipes	Pipe size:	Code
Set of 4 nuts, lock rings, gaskets and rim nipple	DN 16	9644
	DN 20	9645
Lock rings	DN 16	8802
	DN 20	8803
3/4" nut	DN 16	8799
1" nut	DN 20	8800
Rim nipple 3/4" M	DN 16	6970
Rim nipple 1" M	DN 20	6969
Wall clamps for twinway stainless-steel pipe – set of 4	DN 16 - 20	9641
Wall clamps for single stainless-steel pipe – set of 4	DN 16 - 20	12932

KOMBIFLEX Flexible stainless steel tubes for water and solar appl.	Code
Pipe DN 8 (3/8" nut), 2 m	3713
3/8" Nut with gasket, nickel-plated brass	769
Pipe DN 12 (1/2" nut), sold by the meter (30 m max.)	4654
Pipe DN 12 (1/2" nut), 4 m	3093
Pipe DN 12 (1/2" nut), 30 m	16959
1/2" Nut with gasket, nickel-plated brass	770
Pipe DN 16 (3/4" nut), sold by the meter (30 m max.)	4655
Pipe DN 16 (3/4" nut), 4 m	3094
Pipe DN 16 (3/4" nut), 30 m	16960
3/4" Nut with gasket, nickel-plated brass	771
Pipe DN 20 (1" nut), sold by the meter (30 m max.)	4656
Pipe DN 20 (1" nut), 4 m	3267
Pipe DN 20 (1" nut), 30 m	16961
1" Nut with gasket, nickel-plated brass	3343
Pipe DN 25 (5/4" nut), sold by the meter (20 m max.)	3379
Pipe DN 25 (5/4" nut), 20 m	16962
Nut with gasket, nickel-plated brass	3344
Pre-insulated KOMBIFLEX stainless-steel pipe in EPDM rubber insulation for water and solar systems	**Code**
DN12 pipe (1/2" nut) in 13 mm insulation, 30 m packing	8075
DN12 pipe (1/2" nut) in 19 mm insulation, 30 m packing	8078
DN16 pipe (3/4" nut) in 13 mm insulation, 30 m packing	8076
DN16 pipe (3/4" nut) in 19 mm insulation, 30 m packing	8079
DN 20 pipe (1" nut) in 13 mm insulation, 30 m packing	8077
DN 20 pipe (1" nut) in 20 mm insulation, 30 m packing	8080
Accessories to KOMBIFLEX	**Code**
Pipe cutter, DN 8 to DN 20	713
DN 8 and DN 20 clamp (3/8" + 1")	3659
DN 12 and DN 16 clamp (1/2" + 3/4")	720
DN 25 clamp (5/4")	7597
Tube template rammer, DN 8 to DN 20 (3/8" - 1")	3430
Tube template rammer, DN 25 (5/4")	7596
Tool case (rammer, cutter, DN12+16, 8+20 clamps, 4x10 nuts - 3/8",1/2",3/4",1")	3834
Asbestos-free gaskets - 2 mm thick	**Code**
3/8" AFM34 nut gasket - 8.5x15 mm	5667
1/2" AFM34 nut gasket - 11.2x18.5 mm	5553
3/4" AFM34 nut gasket - 15x24 mm	5554
1" AFM34 nut gasket - 18.5x30 mm	5668
5/4" AFM34 nut gasket - 25x39 mm	6799
6/4" AFM34 nut gasket - 34x44 mm	11584
Teflon gaskets for solar systems - 2 mm	**Code**
3/8" PTFE nut gasket - 8,5 x 15 mm	9976
1/2" and 1/2" EKO PTFE nut gasket - 11,2 x 18,5 mm	9977
3/4" PTFE nut gasket - 15 x 24 mm	9978
1" PTFE nut gasket - 18,5 x 30 mm	9980
5/4" PTFE nut gasket - 25 x 39 mm	9981

Brass hex nipples with upsized sealing surface for Kombiflex and Sicurflex		Code
Hex nipple (male thread)	3/8" M	6972
	1/2" M	6971
	3/4" M	6970
	1" M	6969
	5/4" M	6973
	6/4" M	7627
Reducing nipple (male thread)	1/2"x3/8" M	6968
	3/4"x1/2" M	6965
	1"x3/4" M	6967
	5/4"x3/4" M	8270
	5/4"x1" M	6966
	6/4"x1" M	8766
	6/4"x5/4" M	8767
Reducer (male x female thread)	3/4"x1/2" M/F	6964
	1"x1/2" M/F	14307
	1"x3/4" M/F	14306
	5/4"x1/2" M/F	8564
	5/4"x1" M/F	13395
	6/4"x1" M/F	7882
	6/4"x5/4" M/F	15820
Extension (female x male thread), 20 mm long	3/4" F/M	14304
Extension (female x male thread), 19 mm long	1" F/M	14305
Reducing adapter (female x male thread)	3/4"x1/2"F/M	9151
	1"x3/4" F/M	13366
	6/4"x1" F/M	14494
T-piece (male thread)	1/2" M	15175
	3/4" M	15176
	1" M	15177
Reducing T-piece (male thread)	3/4"x1/2"x3/4" M	15178
	1"x3/4"x1" M	15179
T-piece (female thread)	1/2" F	3206
	3/4" F	7180
	1" F	15184
	6/4" F	8757

Brass Hex Nipples, cylindrical x conical threads, enlarged sealing surface area (for gas and water)		Code
Nipple (outer cylindrical threads with enlarged sealing area x outer conical threads)	1/2" M	15596
	3/4" M	15597
	1" M	15598
Reducer Nipple (outer cylindrical threads with enlarged sealing area x outer conical threads)	1/2"x3/8" M	15599
	3/4"x1/2" M	15600
	1"x3/4" M	15601

EPDM insulation for heating and solar systems, resistant to UV radiat., DNa shows the insulation hole diam. i.e. max. outer diam. of pipes (mm)

Insulation, 13 mm thick	packed in cardboard	Code
Insulation DN_a 10	140 m*	6442
Insulation DN_a 13	120 m*	6443
Insulation DN_a 16	136 m*	6444
Insulation DN_a 18 - sold by the meter	30 m	7426
Insulation DN_a 22 - sold by the meter	22 m	7473
Insulation DN_a 28	78 m*	6447
Insulation DN_a 35	58 m*	7187
Insulation, 19 mm thick	**packed in cardboard**	**Code**
Insulation DN_a 15	56 m*	7053
Insulation DN_a 18 - sold by the meter	13 m	7346
Insulation DN_a 18, self-adhesive, cut lengthwise	48 m*	7189
Insulation DN_a 22 - sold by the meter	11 m	7347
Insulation DN_a 22, self-adhesive, cut lengthwise	40 m*	7190
Insulation DN_a 28, sold by the meter	18 m	12155
Insulation DN_a 28, self-adhesive, cut lengthwise	36 m*	9391
Insulation DN_a 35	32 m*	7188
Insulation DN_a 35, self-adhesive, cut lengthwise	32 m*	9392

Accessories to insulation	**Code**
Aerotape insulation tape 50 mm x 10 m - 3 mm thick	6450
Protape insulation tape 50 mm x 25 m - 0.6 mm thick	7252
Insulation roll 1 m wide, 13 mm thick, packing 11 m, sold by 1 sqm	7418
Glue 200 g with a brush - 105 °C	12300
Glue 250 g with a brush - 150 °C	6452
Glue 700 g - 150 °C	6451

Pipe insulation is available also in 2 m pieces and their multiplications
Also bigger sizes or board insulation can be supplied upon order.

	Boiler cleaning and maintenance	Code
	ALU CLEANER A+B – cleaning of Al combustion chambers in condens. boilers	13249
	Metano Therm spray, cleaning of flue gas heat exchangers (400 ml)	1977
	THERMONET bar - soot dissolving agent for solid- and liquid-fuel boilers, 200 g	16633
	ZINKALL spray, for cold zinc-plating (400 ml)	428
	SISEAL - thread sealing putty	**Code**
	S26 Siseal 26 thread sealant, 50 g	931
	S24 Siseal 24 thread sealant, 100 g	436
	S25 Siseal 25 thread sealant, 250 g	520
	Sealing yarns	**Code**
	TWINE SEAL sealing yarn, 175 m, for use up to 240 °C	10293
	Tangit UNI-LOCK sealing yarn, 160 m	5783
	Hemp	**Code**
	Hemp 1000 g De luxe, heavy duty packing	10289
	Kolgas-uni 400 g sealing paste for threaded and flanged connections, for use with hemp or gaskets	10279

Cleaning pumps for scale removal from heating systems	Code
DOS25 V4V pressure cleaning pump with 4-way valve, for calcareous sediments removal from a heat exchanger or heating circuit. Flow direction can be changed, flow rate max. 56 l/min, 10 m head, 20 l tank volume.	590
DOS40 V4V pressure cleaning pump with 4-way valve, for calcareous sediments removal from a heat exchanger or heating circuit. Flow direction can be changed, flow rate max. 70 l/min, 10 m head, 25 l tank volume.	7786
TARTARUGA V4V pressure cleaning pump with 4-way valve, for calcareous sediments removal from a heat exchanger or heating circuit. Flow direction can be changed, flow rate max. 18 l/min, 7 m head, 5 l tank volume.	5990

Liquids for cleaning pumps	Code
Detex, 10 kg plastic container, for descaling steel+copper	649
Mantex SP, 1 kg container, for descaling stainless steel, brass, copper+tin	650
Mantex SNO, 10 kg plastic container, for descaling aluminum	2134
N-105 neutralization liquid, 10 kg plastic container, to remove residual acidity	4006

Liquids for heating systems

Heating system protectors	Code
MR 501/F protective liquid for heating systems (1 l)	434
MR 501/P protective liquid for heating systems with plastic pipes (1 l)	4402

Heating system cleaners	Code
MR-501/X cleaner for heating systems, scale remover (1 l)	8781
MR 501/R cleaner for heating systems (1 l)	433
MR 501/D cleaning anticorrosion fluid for new heating systems (1 l)	14685

Sealants for heating systems	Code
STOP LEAK sealing agent for heating circuits, 1 l bottle	14624
EPOSTIX Two-part epoxy putty, 50 g, for sealing leaks and holes in pipes	10281

	Antifreeze fluid for Regulus solar collectors		
	» SOLARTEN SUPER - fluid based on mono propylene glycol. Extended warranty for Regulus flat plate collectors is valid only when this fluid is used.		**Code**
	Solarten super, 5 l container		10109
	Solarten super, 10 l container		10110
	Solarten super, 25 l container		10069
	Solarten super, 60 l container		10111
	Solarten super, 200 l barrel	x	10112
	» SOLARTEN HT is a fluid based on heavy glycols with low freezing point for thermally highly stressed solar thermal systems. It must not be mixed with Solarten Super fluid. Extended warranty for Regulus evacuated-tube collectors is valid only when this fluid is used.		**Code**
	Solarten HT, 5 l container		14951
	Solarten HT, 10 l container		14095
	Solarten HT, 25 l container		14096
	Solarten HT, 60 l container		14952
	Solarten HT, 200 l barrel	x	14953

	Antifreeze fluids for heating and cooling systems, incl. heat pump primary circuits	Pack.	Code
	CONVECT heat R Antifreeze heat transfer fluid with anti-corrosion protection. Concentrated. Dilution ratio/freezing point: 1:2 /-19 °C, 1:2,25/-15 °C, 1:3 /-13 °C (200 l barrel upon order only)	5 l	11430
		25 l	10769
		200 l	11493

	Accessories for handling antifreeze fluid	Code
	Refractometer - for measurements of antifreeze fluid properties in solar systems	6933
	Manual filling pump to replenish solar thermal systems with solar fluid and fill heating systems with cleaning and protective chemicals	15111
	Manual filling pump with 600 ml container and conn. nipples - to fill fluid into solar thermal systems and cleaning/protective chemicals to heating systems	15054
	Electric filing pump for filling solar systems from a 25l jerry can, DIN61 connection	9688
	Filling push cart for solar systems, 1.1 kW power input. Max. volume flow 60 l/min., max. working pressure 5 bar	9561

x - on order

	Concentric flue ducts, 60/100 diam., slide-on version, A2-white varnish		Code
	Set of 60/100 horizontal flue pipe + elbow 8222, Al/Fe, pipe length 0.75 m	A20011098	8221
	Set of 60/100 horizontal flue pipe + elbow, pipe length 0.75 m	A20011116	8516
	Set of 60/100 horizontal flue pipe thru wall 0.75 m and terminal, Al/Fe	A20011107	8223
	1 m Extension, Al/Fe	A2007002	7636
	1 m Extension, Al/Al	A2001114	4115
	0.25 m Extension, Al/Fe	A2007000	9594
	0.5 m Extension, Al/Al	A2001113	4116
	0.5 m Extension, Al/Fe	A2007001	1888
	Pipe with inspection hole, 0.33 m long	A2001609	8433
	90° Elbow with upsized flange and inspection hole	A2007065	14311
	90° Elbow with upsized flange and tap holes	A20011096	8222
	90° Elbow with tap holes, flanged	A2001879	7486
	90° Elbow with upsized rotating plastic flange, with tap holes	A20011114	8515
	90° Elbow, Al/Fe	A2001699	7478
	90° Elbow, cast aluminum	A2001844	2078
	90° Elbow, Al/Fe, inspection hole	A2001839	8431
	45° Elbow, Al/Fe	A20011289	9092

	Concentric flue ducts, 60/100 diam., slide-on version, A2-white varnish		Code
	Condensate discharge section, horizontal	A2001142	5429
	Condensate discharge section, vertical	A2001244	4663
	Upsized flange with tap holes and condensate discharge	A20011097	8224
	Upsized rotating plastic flange with tap holes and condensate	A20011113	8460
	Flanged section with tap holes	A2001755	1057
	Boiler coupling, with clamp, tap holes and condensate discharge	A20011127	8225
	Spigot coupling, Al/Al	A2001122	2161
	Clamp and sleeve	A2015017	5911
	Sealing O-ring, diam. 60 mm, 2 lips	A1013176	1851
	Sealing O-ring, diam.100 mm, 2 lips, grey silicone - intake only	A1015165	6434
	Inner wall sealing collar	A1015078	1081
	Outer wall sealing collar	A1015082	1184
	Termination diam. 60/100, intake/exhaust, conical	A1001504	3217
	Flue terminal, connection 60/100, out 125 mm	A5021000	305
	Flue terminal, connection 60/100, out 100 mm	A5023061	5752
	Chimney reducer 125/100	A5025005	3137

Roof flashings and other common accessories now on page 111.

	Concentric flue ducts, 80/125 diam., slide-on version, A2-white varnish		Code
	1 m Extension, Al/Fe	A2009018	1698
	0.5 m Extension, Al/Fe	A2009017	7002
	Section with inspection hole, 0.31 m long	A2005149	8434
	90° Elbow	A2005203	5583
	90° Elbow with inspection hole	A2005120	8432
	45° Elbow	A2005019	6007
	Section for condensate discharge, horizontal	A2005035	6008
	Reducing couple, diam. 60/100-80/125, F-M, Al/Al	A2005037	6009
	Sleeve and clamp	A2018010	995
	Flange, diam. 60/100 x 80/125, with tap holes and condensate discharge	A2005006	6006
	Sealing ring, diam. 80, 2 lips, red	A1011905	1448
	Sealing O-ring, diam.125 mm, 2 lips, grey silicone - intake only	A1018041	6462
	Sealing collar, inner (outer)	A1018027	3776
	Vertical concentric flue terminal, diam. 80/125 mm	A5021001	175
	Vertical concentric flue terminal, diam. 80/125 mm, anti-condensing	A5023183	11795

Roof flashings and other common accessories now on page 111.

Twin flue ducts, diam. 80, A2-white varnish			Code
	0.25 m Extension	A2011030	9599
	0.5 m Extension	A2011017	1991
	1 m Extension	A2011004	1990
	1 m Extension, 1.5 mm thick	A2011039	4119
	2 m Extension	A2011120	8784
	Section with inspection hole, 0.31 m long	A2011666	2008
	Chimney spacer, stainless steel	A1012005	1961
	Chimney bracket, stainless steel	A1012006	2189
	Flue pipe with stainless steel termination, 1 m	A2011008	2100
	Flue pipe with stainless steel term., 1 m, 1.5 mm thick	A2011526	4118
	Flue pipe with stainless steel termination, 0.5 m	A2011026	2099
	Intake pipe with plastic termination, 1 m	A2011012	2101
	90° Elbow	A2011712	2096
	90° Elbow with inspection hole	A2011684	2009
	45° Elbow	A2011131	2095
	T-piece, diam. 80, with condensate discharge - for chimney	A2012053	2191
	Chimney support bracket for T-piece	A5012034	8202
	Reducing piece inner diam. 57 to inner diam. 80	A2011314	7307
	Section with condensate discharge, vertical	A2011082	3691
	Section with condensate discharge, horizontal	A2011198	2197
	Sleeve and clamp	A2011151	2158

Twin flue ducts, diam. 80, A2-white varnish			Code
	Twin flue adaptor kit with tap holes, screw connection	A2011097	2098
	Twin flue adaptor kit with upsized rotating flange and tap holes (DAGAS)	A2011040	7474
	Flange diam. 60/100 for indoor air intake x diam. 80 out	A2001108	4679
	Sealing ring, diam. 80, 2 lips, red	A1011905	1448
	Sealing O-ring, diam. 80 mm, 3 lips, for elbows 2095,2096	A1011889	9699
	Inner wall sealing collar	A1011403	1020
	Outer wall sealing collar	A1011408	1021
	Termination, diam. 80, exhaust, stainless steel	A1011902	4754
	Termination, diam. 80, exhaust only	A5023012	8167
	Air/Flue chimney 2x80 mm, diam. 125 mm	A5021002	3777
	1x 80 mm Chimney for exhaust, diam. 125 mm	A5021003	1303
	1x 80 mm Chimney for exhaust, diam. 125 mm, with flashing	A5023158	10502
	Chimney reducer 125/80	A5025004	4113
	Chimney reducer 125/2x80	A5025006	3136

Roof flashings and other common accessories now on page 111.

Single flue ducts, diam. 60, 1.5 mm thick		Code
	A1013027 1 m Extension	2193
	A1013002 90° Elbow	2093
	A1013004 Coupler	1573
	A2013017 Condensate discharge section, horizontal	2198
Single flue ducts, diam. 100, 1,5 mm thick		**Code**
	A2015006 1 m Extension	2092
	A2015003 0.5 m Extension	2090
	A2015011 90° Elbow	2088
	A2015061 Flange with tap hole	7120
	A2015000 Flange for boiler	67
	A1015064 Sealing O-ring, diam. 100 mm, 2 lips	1852
Concentric flue ducts, diam. 60/100, outer pipe plast, inner AL		**Code**
	BB002002 pipe with plastic conical termination K	3213
	BB002023 thru-wall section, 60/100, PVC	203
	BB002052 1 m Extension, inner pipe 1.5 mm thick K	3404
	BB002007 0.5 m Extension	2138
	BB002009 90° Elbow, flanged K	711
	BB002005 45° Elbow	2021

K - inner pipe 1.5 mm thick

RegulusFLEX Flexible Flue Gas System for condensing boilers, diam. 80			Code
	RegulusFLEX Flexible PP Flue Pipe, diam. 80 – sold by the meter, with mark every 1 meter	REG16666	16666
	RegulusFLEX Flexible PP Flue Pipe, diam. 80 – 20m	BB011515	16115
	RegulusFLEX Flexible PP Flue Pipe, diam. 80 – 10m	REG17927	17927
	RegulusFLEX Flexible PP Flue Pipe, diam. 80 – sold by the meter (80 m max.)	BB011524	16062
	RegulusFLEX Chimney Kit: chimney cowl 15836, 5 chimney spacers 7419, chimney elbow:	chimney elbow 17229 diam. 80 - 60/100	17243
		chimney elbow 16817 diam. 80 - 80/125	16904
		chimney elbow 17229 diam. 80 - 80	16176
	RegulusFLEX Chimney Kit: chimney cowl 15836, 5 chimney spacers 7419, screw-on elbow and grommet:	chimney elbow 17815 diam. 80 - 80	17887
		chimney elbow 17814 diam. 80 - 60	17886
	RegulusFLEX Chimney Elbow, diam. 80/60 incl. chimney plate with 60/100 transition	A1012248	17229
	RegulusFLEX Chimney Elbow, diam. 80 incl. chimney plate with 80/125 transition	A1012243	16817
	Chimney elbow, diam. 80 + its support bracket	A1012121	11954
	Screw-on Elbow for chimney liners, 80 diam.	BB011895	17815
	Screw-on Elbow for chimney liners, 80 diam., reduction to 60	BB011894	17814
	Chimney door, for diam. 80/125	17926	17926
	Chimney door, for diam. 60/100	17925	17925
	Chimney door, for diam. 60, 80, 100, 125 mm	A2012233	15849
	Chimney spacer for flexible ducts only	BN011091	7419
	Flue pipe section with round inspection hole	BB011094	11511
	Termination Kit for flexible ducts - 1 socket and 1 flue pipe diam. 80	BB011521	15441
	Chimney Cowl w. chimney plate (35x35 cm) incl. termination kit for flexible duct	A5025058	15836
	Sealing O-ring for RegulusFLEX flexible flue gas system	A10111192	15952

	RegulusFLEX Flexible Flue Gas System for condensing boilers, diam. 60		Code
	RegulusFLEX Flexible PP Flue Pipe – 20m	BB004241	16114
	RegulusFLEX Flexible PP Flue Pipe – sold by the meter (50 m max.)	BB004243	16058
	RegulusFLEX Chimney Kit (chimney cowl, elbow and chimney spacers)	REG16543	16543
	Chimney spacer for flexible ducts only	BN004072	15428
	Termination Kit for flexible ducts - 1 socket and 1 flue pipe	BB004240	15440
	Chimney Cowl w. chimney plate (35x35 cm) incl. termination kit for flexible duct	A5025057	15835
	Sealing O-ring for RegulusFLEX flexible flue gas system	A1013355	15951
	Chimney elbow + its support bracket	A1012120	12108
	RegulusFLEX Flexible Flue Gas System for condensing boilers, diam. 100		**Code**
	RegulusFLEX Flexible PP Flue Pipe – 20m	BB005189	16116
	RegulusFLEX Flexible PP Flue Pipe – sold by the meter (50 m max.)	BB005191	16063
	RegulusFLEX Chimney Kit (chimney cowl, elbow and chimney spacers)	REG16840	16840
	Chimney spacer for flexible ducts only	BN005024	7001
	Termination Kit for flexible ducts - 1 socket and 1 flue pipe	BB005193	15442
	Chimney Cowl w. chimney plate (35x35 cm) incl. termination kit for flexible duct	A5025059	15837
	Sealing O-ring for RegulusFLEX flexible flue gas system	A1015322	15953
	Chimney elbow + its support bracket	A1012145	12409
	Flue pipe section with round inspection hole	BB005129	14988
	RegulusFLEX Flexible Flue Gas System for condensing boilers, diam. 125		**Code**
	RegulusFLEX Flexible PP Flue Pipe – 20m	BB015115	16117
	RegulusFLEX Chimney Kit (chimney cowl, elbow and chimney spacers)	REG16841	16841
	Chimney spacer for flexible ducts only	PPFR60	8869
	Termination Kit for flexible ducts - 1 socket and 1 flue pipe	BB015116	15443
	Chimney Cowl w. chimney plate (35x35 cm) incl. termination kit for flexible duct	A5025060	15838
	Sealing O-ring for RegulusFLEX flexible flue gas system	A1018098	15954
	Chimney elbow + its support bracket	A1012169	14546

	Flue ducts, diam. 60/100 PP for condensing boilers, inner pipe PP, outer white varnish		Code
	Horizontal flue terminal, 0.86 m, plastic termination	A2008004	4677
	0.25 m Extension	A2008205	9595
	0.5 m Extension	A2008206	9596
	1 m Extension	A2008207	9597
	2 m Extension	A2008147	8514
	Section with inspection hole, 0.31m long	A2002162	13835
	90° Elbow with flange	A2002025	6384
	90° Elbow with flange and tap holes, rotating	A2008164	7216
	90° Elbow	A2008163	6653
	90° Elbow with inspection hole	A2008182	12756
	45° Elbow	A2002160	6140
	Flanged section with tap holes	A2002007	4673
	Boiler coupling with tap holes	A2002091	7807
	Inner wall sealing collar	A1015356	1081
	Outer wall sealing collar	A1015358	1184
	Sealing O-ring, diam.100 mm, 2 lips, grey silicone - intake only	A1015165	6434
	Termination diam. 60/100, intake/exhaust, conical	BB002021	14692
	Vertical Concentric Flue Terminal, 60/100, diam. 125 out, black	A5023165	11253
	Vertical Concentric Flue Terminal, 60/100, diam. 125 out, red	A6023165	11254

Roof flashings and other common accessories now on page 111.

	Flue ducts, diam. 80/125 PP, for condensing boilers, inner pipe polypropylene, outer white varnish		Code
	Horizontal flue pipe, concentric, plastic termination, 0.9m	A2010012	7003
	0.25 m Extension	A2010038	9598
	0.5 m Extension	A2010057	4675
	1 m Extension	A2010058	7004
	2 m Extension	A2010041	8513
	Section with inspection hole	A2006086	11265
	90° Elbow	A2010067	4676
	90° Elbow, with tap holes	A2006108	7649
	90° Elbow, with inspection hole	A2010069	7648
	45° Elbow	A2010068	6432
	Boiler adapter, with tap holes, 60/100 - 80/125	A2006069	7806
	Boiler adapter, with sleeve clamp, 60/100 - 80/125	A2006070	7808
	Flanged adapter, diam. 60/100 - 80/125, with tap holes	A2006010	4678
	Flanged adapter, diam. 80/105 - 80/125, with tap holes	A2006025	7468
	Inner/outer wall sealing collar	A1018112	3776
	Sealing O-ring, diam. 125 mm, 2 lips, with protrusions - intake only	A1018071	10601
	Sealing O-ring, diam.125 mm, 2 lips, grey silicone - intake only	A1018041	6462
	Vertical Concentric Flue Terminal, 80/125, black	A5023166	11255
	Vertical Concentric Flue Terminal, 80/125, red	A6023166	11256

Roof flashings and other common accessories now on page 111.

Coaxial Flue Pipes, diam. 60/100 PP/PP for condensing boilers			Code
	Horizontal flue terminal, plastic termination	BB012106	14613
	0.25 m Extension	BB012092	14609
	0.5 m Extension	BB012009	14610
	1 m Extension	BB012010	14611
	2 m Extension	BB012105	14612
	Section with inspection hole, 0.31m long	BB012107	14616
	90° Elbow	BB012095	14608
	90° Elbow with inspection hole	BB012099	14615
	45° Elbow	BB012097	14607
Flue ducts, diam. 80/125 PP, for condensing boilers			**Code**
	Horizontal flue pipe, plastic termination	BB013042	14666
	0.5 m Extension	BB013039	14661
	1 m Extension	BB013040	14662
	2 m Extension	BB013041	14663
	Section with inspection hole, 0.31m long	BB013046	17007
	90° Elbow	BB013045	14665
	90° Elbow with inspection hole	BB013043	17008
	45° Elbow	BB013071	14664

	Flue ducts, diam. 60, for condensing boilers, polypropylene		Code
	0.5 m Extension	BB004157	8813
	1 m Extension	BB004156	8814
	2 m Extension	BB004155	11251
	0.5 m Extension, UV resistant	BN004157	14561
	1 m Extension, UV resistant	BN004156	14562
	2 m Extension, UV resistant	BN004155	14563
	Chimney T-piece, M-M-F	BB004007	8807
	Plug with condensate trap, for T-piece	BB004010	8811
	Chimney support bracket for T-piece	A5012034	8202
	90° Chimney elbow + its support bracket	A1012120	12108
	90° Elbow	BB004153	8815
	45° Elbow	BB004154	8816
	Reducing piece, diam. 80/60 M/F, PP	BB011084	7470
	Chimney Locking Band, wire	A1013314	15444
	Chimney Spacer, for rigid pipes only	BN004187	15418
	Sealing O-ring, 2 lips, for flexible extension	A1013310	9058
	Sealing ring, diam. 60, 3 blades	A1013020	4671
	Sealing O-ring, diam. 60, 3 lips, with protrusions	A1013184	4672
	Chimney Cowl with 35x35cm chimney plate, incl. locking band, for rigid pipes	A5025063	16127

Roof flashings and other common accessories now on page 111.

	Flue ducts, diam. 80, for condensing boilers, polypropylene		Code
	Horizontal flue terminal, 1 m, exhaust	BB011017	6144
	Horizontal air intake with termination, 0.94 m	BB011016	6435
	0.11 m Extension	BB011136	7469
	0.25 m Extension	BB011004	9600
	0.5 m Extension	BB011005	4666
	1 m Extension	BB011006	6141
	2 m Extension	BB011061	7885
	0.5m Extension, UV resistant	BN011005	13902
	1m Extension, UV resistant	BN011006	13903
	2m Extension, UV resistant	BN011061	13904
	Flue pipe section with round inspection hole	BB011094	11511
	Chimney T-piece, M-M-F	BB011093	7424
	Plug with condensate trap, for T-piece	A1012064	7425
	Chimney support bracket for T-piece	A5012034	8202
	Chimney T-piece with plug and support bracket	A1012097	11955
	Chimney elbow + its support bracket	A1012121	11954
	90° Chimney elbow + its metal support bracket	A5012123	8201
	Twin flue adaptor, 80/125 in	BB011486	12110
	Twin flue adaptor with sleeve clamp, 60/100 in, O-rings	BB011475	12111
	Twin flue adaptor with tap holes, 60/100 in, O-rings	BB011474	12109
	Flange diam. 60/100-80, with indoor air intake	A2002044	7471
	Boiler flanges, diam. 80, air+flue, set	BB011053	6383

	Flue ducts, diam. 80, for condensing boilers, polypropylene		Code
	90° Elbow	BB011371	6143
	90° Elbow, with tap hole	BB011373	7652
	90° Elbow, with inspection hole	BB011374	12755
	45° Elbow	BB011372	6142
	45° Elbow, with inspection hole	BB011637	17385
	Reducing coupler, diam. 80/60 M/F, l=134 mm	BB011012	7943
	Reducing coupler, diam. 60/80 M/F, asymmetric, for horizontal installation	BB011519	16023
	Chimney spacer	A1012005	1961
	Chimney bracket, stainless steel	A1012006	2189
	Chimney Locking Band, wire	A10111133	15421
	Chimney spacer for rigid pipes only	BN011385	15419
	Inner wall sealing collar	A1011403	1020
	Outer wall sealing collar	A1011408	1021
	Sealing ring, diam. 80, 1 lip	MGN08014	13047
	Sealing O-ring, 3 lips	A1011883	7449
	Sealing ring, diam. 80, 3 lips, with protrusions	A1011501	4668
	Termination, diam. 80, exhaust, stainless steel	A1011902	4754
	Termination, diam. 80, exhaust only	A5023138	14693
	Chimney Cowl with 35x35cm chimney plate, incl. locking band, for rigid pipes	A5025064	16128
	Flue teminal 2x80, outer diam. 125 mm	A5023167	11257
	Flue terminal 1x80, outer diam. 125 mm	A5023168	11258
	1x 80 mm flue terminal, diam. 125 mm, with flashing (50x50xcm)	A5023169	11259

Roof flashings and other common accessories now on page 111.

	Almeva Flue ducts, diam. 80, for condensing boilers, polypropylene, bulk package		Code
	0.25 m Extension	PPRM08	8654
	0.5 m Extension	PPRM58	8547
	1 m Extension	PPRM18	8548
	2 m Extension	PPRM28	8549
	Section with inspection hole	PPRTD8	8550
	90° Elbow	PPSB98	8567
	45° Elbow	PPSB48	8566
	90° Elbow with inspection hole	PPRB98	8551
	45° Elbow with inspection hole	PPRB98	8659
	90° Chimney elbow + its support bracket	PPTU08	8554
	Support bracket for chimney elbow	ZUAS01	13640
	Round gasket, black, diam. 80, for PPH-A only	ZUMD08	8810
	Chimney spacer (6 segments in pack – no. of segments per diam: 3x 60mm, 4x 80mm, 5x 100mm, 6x 125mm)	PPFR60	8869
	Grate with opening, diam. 80	ZUBL08	8579
	Termin. pipe 80 mm diam., l=500, UV resistant, PPH-A	PPRS58	11302
	Chimney termination, diam. 80 mm	PPSAS8	8555
	Intake termination, black, diam. 80-100 mm	ZUAV52	12120

Roof flashings and other common accessories now on page 111.

	Flue ducts, diam. 100 PP, for condensing boilers, polypropylene		Code
	Flue pipe with termination	BB005034	7121
	0.5 m Extension	BB005019	8211
	1 m Extension	BB005020	8212
	1 m Extension, UV resistant	BN005020	15405
	Flue pipe section with round inspection hole	BB005129	14988
	90° Chimney elbow + its support bracket	A1012145	12409
	Chimney T-piece, M-M-F	BB005022	8214
	Plug with condensate trap, for T-piece	BB005077	7005
	Chimney support bracket for T-piece	A5012034	8202
	Chimney Locking Band, wire	A1015294	15422
	Chimney spacer for rigid pipes only	BN005143	15420
	90° Elbow	BB005190	8210
	90° Elbow with inspection hole	BB005073	12472
	45° Elbow	BB005017	8209
	Reducing coupler, diam. 80/100 M/F, l = 120 mm	BB005029	8441
	Reducing coupler, diam. 80/100 M/F, asymmetric, for horizontal installation	BB005195	16034
	Sealing O-ring, 2 lips, for flexible extension	A1015200	9616
	Sealing ring, diam. 100, 3 blades, with protrusions	A1015208	9615
	Chimney Cowl with 35x35cm chimney plate, incl. locking band, for rigid pipes	A5025065	16129
	Vertical Exhaust Flue Terminal, diam. 100, for roof tile with 100 mm opening	A5023177	12410

Roof flashings and other common accessories now on page 111.

	Flue ducts, diam. 125 PP, for condensing boilers, polypropylene		Code
	0.5 m Extension	BB015005	9683
	1 m Extension	BB015001	9684
	2 m Extension	BB015014	14547
	1 m Extension, UV resistant	BN015001	15406
	Elbow diam. 125, 45°, PP	BB015006	9672
	Elbow diam. 125, 90°, PP	BB015000	9671
	90° Elbow with inspection hole	BB015037	14553
	90° Elbow incl. chimney support	A1012169	14546
	Chimney T-piece, MMF	BB015018	14548
	T-piece lid for condensate discharge	BB015041	14574
	Chimney support bracket for T-piece	A5012034	8202
	Reducing coupler, diam. 100/125 MF	BB015032	14550
	Reducing coupler, diam. 100/125 M/F, asymmetric, for horizontal installation	BB015118	16035
	Reducing coupler, diam. 125/160 M/F, asymmetric, for horizontal installation	BB016072	16024
	Chimney Locking Band, wire	A1018086	15423
	Sealing O-ring, 2 lips	A1018063	14604
	Sealing O-ring, 3 lips with protrusions	A1018064	14605
	Extension for cascades diam. 125, 45° wye and elbow diam. 100, PP	BB015010	9675
	Insert - adapter diam. 80/100 for cascades, 3-piece set incl. non-return flap, PP	BB005065	9682
	Non return flap, diam. 80, for boiler series	BB011377	14567
	Lid for diam. 125 for cascades, condensate discharge and plug	BB015015	10218
	Chimney Cowl with 35x35cm chimney plate, incl. locking band, for rigid pipes	A5025066	16130

Roof flashings and other common accessories now on page 111.

Cascades diam. 160mm, PP for cond. Boilers			Code
	Extension for cascades ø 160, 45° wye and elbow diam. 100, PP	BB016052	9676
	Insert - adapter diam. 80/100 for cascades, 3-piece set incl. non-return flap, PP	BB005065	9682
	Extension diam. 160, l=1000, PP	BB016001	9686
	Extension diam. 160, l=500, PP	BB016005	9685
	90° elbow, diam. 160 - PP	BB016017	9673
	45° elbow, diam. 160 - PP	BB016018	9674
	Reducing coupler, diam. 125/160 M/F, asymmetric, for horizontal installation	BB016072	16024
	Non return flap, diam. 80, for boiler series	BB011377	14567
	Lid for cascades, diam. 160, condensate discharge and plug	BB016020	10219
	Condensate siphon, with floater, incl. hose	B1003070	9689
	Sealing gasket diam. 160, 2 blades, black - PP	B1016016	12778

	Stainless-steel outdoor ducts, 80/125 mm, PP for cond.boilers		Code
	Extension diam. 80/125, l = 1000 mm, PPH-A/Inox	APRB18	8641
	Extension diam. 80/125, l = 500 mm, PPH-A/Inox	APRB58	8640
	Extension diam. 80/125, l = 250 mm, PPH-A/Inox	APRB08	8639
	Socket for cut ducts, diam. 80/125	APMKB8	9382
	Joint reinforcing sleeve clamp, diam. 125 (only for loose termination above the roofing where the last pipe cannot be fixed in a wall clamp)	APKLB8	9381
	90° elbow diam. 80/125, PPH-A/Inox with 0.5 m extension	APSBB8	15209
	45° elbow diam. 80/125, PPH-A/Inox	APBB48	8643
	T-piece diam. 80/125 with inspection, PPH-A/Inox	APRTB8	8642
	90° Chimney elbow, diam. 80/125, with aspiration, PPH-A/Inox + its support bracket	APWKB8	8645
	Wall bracket (8645) extension, 50-150 mm	APW1B8	8669
	Wall bracket (8645) extension, 150-235 mm	APW2B8	8670
	Wall bracket (8645) extension, 230-330 mm	APW3B8	8694
	Bracket for pipe 80/125, PPH-A/Inox	APWHB8	8668
	Extension for bracket 8668	APVUBU	8649
	Termination diam. 80/125, PPH-A/Inox, for code 8647	APMSB8	8648
	Chimney diam. 81/125, no termination, PPH-A/Inox	APDA48	8647

Various accessories to flue ducts			Code
	Neutralization filter, 3/4", incl. cartridge, PN 8 - to neutralize condensate from condens. boilers up to 100 kW output - flow rate max. 18 l/min., 0.2 bar pressure drop		13899
	Spare cartridge for neutralization filter		13898
	Condensate Neutralization Box – for hose diam. 38 mm, incl. filling		14432
	Condensate Neutralization Box – for hose diam. 38 mm, incl. filling - incl. condensate discharge pump to 3.5m elevation max.		14506
	Neutralization Box Refill		12490
	Plavis 013-C Condensate Pump		16112
	Condensate siphon with ball float	B1003057	6123
	Condensate hose, for T-piece, 1.5 m	A1050012	8204
	Silicon paste 250 g	SCIVTU0250	10280
	Chimney door, for diam. 60, 80, 100, 125 mm	A2012233	15849
	Pitched-roof flashing, malleable Al sheet, diam. 125 mm, black, 18°- 44°	A5025036	8014
	Pitched-roof flashing, malleable Al sheet, diam. 125 mm, red, 18°- 44°	A6025036	10489
	Flat-roof flashing, diam. 125 mm	A5025001	363
	Flange diam. 100 for boiler, upsized, plastic, alone	BB005035	8459
	Gasket for plastic flange, 100 mm diam.	GNE10011	10067
	Gasket for upsized flange, 100 mm diam.	GNE10019	10071
	Gasket for boiler flange, diam. 100 mm	A1015089	783

For detailed information, ask for our flue duct catalogue.

Alphabetical index

A	Actuators	68,75,77
	Adjustable Thermostats	54
	Air Bleed Kits	16
	Air Ducts	24-27
	Air Heaters	23
	Air Separators	16
	Air Vent Valves	16,81
	Anode Rods	38
	Antifreeze Fluids	20,91
	Anti-Scald Valves for DHW	78
B	Back-up Sources	65
	Balancing Valves	17
	Ball Valves for Drinking Water	72
	Base Rail for Collectors	14
C	Check Valves	81
	Chemicals	90
	Circulation Pumps	70
	Cleaning Agents	89
	Cleaning Pumps	90
	Collector Anchors	14
	Collector Brackets	14
	Collector Mount Kits	10-13
	Collector Support	14
	Condensate Neutralization	111
	Controllers for Heat Pumps	6-7
	Controllers for Solar Systems	17
	CSE2	68
	CSE MIX	67
	CSE OTS	66
	CSE SOL	18
D	Differential Controllers	50
	Draft Regulators	57
	Drain Valves	72
	DUO	32-33
E	Electric Heating Elements	40-44
	Encased Thermostats	53
	Expansion Vessels	16,45
F	Filling Pumps	20,91
	Filling Sets	9
	Filling Valves	17
	Filters for Heating Circuits	72,81
	Filters for HRV units	24
	MAGNET FILTERBALL	72
	Fittings	15,82-83,87
	Flanges	38
	Flexible Stainless-steel Tubes	85-86
	Flow Switches	56
	Flue Ducts	92-111
H	Heat Pumps	6-8
	Heat Pumps with inverters	6
	Heating Elements	40-44
	Heating System Protectors	90
	Hemp	89
	Hot Water Storage Tanks	36-37
	HRV units	22
H	HSK	34-35
	Hydraulic Dynamic Pressure Balancers (HVDT)	69
I	Insulation for Thermal Stores	28-35
	Intelligent Controllers	48
K	Knobs	55
	Kombiflex	86
L	Load Units	62-63
	Load and Heating Combi Units	64
M	Manifolds	69
	Manostats	52
	Mixing Valves	76-77
	Multi-energy Thermal Stores	7
P	Pipes for Solar Systems	21,85
	Plate Heat Exchangers	39
	Plug-in Thermostats	47
	Pre-insulated Stainless-steel Tubes	21,85
	Pressure Gauges	51
	Pressure Reducing Valves	81
	Pressure Switches	56
	Pump Stations for DHW recirculation	71
	Pump Stations for Heating Systems	66-68
R	Radiator Valves	79
	RegulusBIO	64
	RegulusFLEX	98-99
	RegulusRGMAT	62-63
	RegulusTOP	66-68
	Room Units	8,49,64
S	Safety Assemblies	81
	Safety Valves	80-81
	Sensors for Controllers	17,49
	Sensors for HRV Units	23
	Service Valves	16,46
	Sheaths	31,55
	SICURFLEX	84
	Solar Collectors	10-13
	Solar Pump Stations	18-19
	SOLARFLEX	21,85
	SOLARTEN	20,91
	Solenoid Valves	75
	Stainless-steel Pipes for Gas	84
T	Thermal Safety Relief Valves	58-59
	Thermal Stores	28-33
	Thermomanometers	51
	THERMOMAT	63
	Thermometers	51-52
	Thermostatic Elements	61,63
	Thermostatic Head	79
	Thermostatic Mixing Valves	60-61
	Thermostatic Mixing Valves for DHW	78
	Thread Sealants	89
	Tube Heat Exchangers	31
	Tube Insulation	88
U	Uni schuko plugs	44
W	Weather Compensated Controllers	48-50
Z	Zone Valves	73-75

NOTES

REGULUS spol. s r.o., Czech Republic
E-mail: sales@regulus.eu
Web: www.regulus.eu