

Main features	
Application	control to a fixed temperature of output into a mixed circuit or control of a solid fuel boiler return line
Description	consists of UPM3 Flex AS 25-75 130 pump, LK 840 3-way mixing valve with AVC actuator, insulation
Working fluid	water, water-glycol mixture (max. 1:1) or water-glycerine mixture (max. 2:1)
Installation	on solid fuel boiler return pipe / flow pipe to heating circuit, min. pipe centre distance from wall is 100 mm
Code	16847



CSE MIX G 5/4M Pump Station Data	
Fluid operating temp.	5 - 110 °C
Max. working pressure	10 bar
Ambient temperature	5 - 40 °C
Max. relative humidity	95 % non condensing
Power supply	230 V, 50 Hz
Insulation material	EPP RG 60 g/l
Overall dimensions	325 x 140 x 220 mm
Total weight	3,9 kg
Connection	2 x G 5/4" M, 1 x G 5/4" F

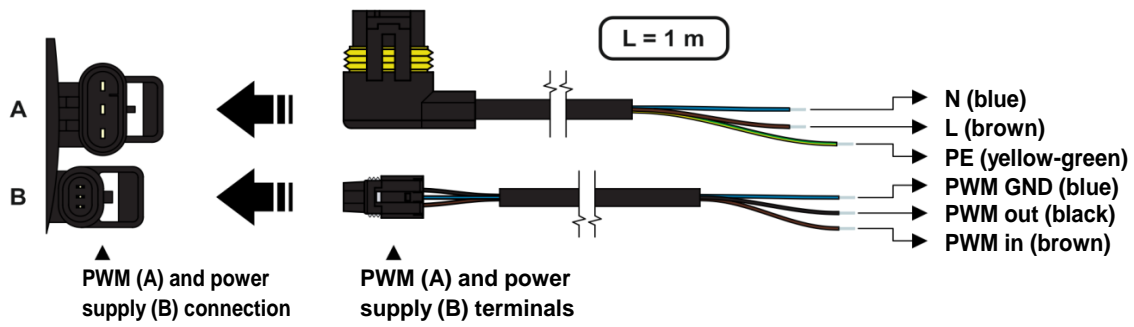
UPM3 Flex AS 25-75 130 Pump Data

Electric data	
Power supply	230 V, 50 Hz
Power input (min./max.)	2/60 W
Current (min./max)	0,04/0,58 A
IP rating	IP44
Max. speed	5991 rpm
Weighted average power	≤ 28 W
Energy efficiency index	≤ 0.20 per EN 16 297/3
Motor protection	not needed

Min. pressures at pump suction port to avoid cavitation	
	0.5 mH ₂ O at 75 °C
Min. pressures at pump suction port	5.1 mH ₂ O at 95 °C
	11 mH ₂ O at 110 °C

Operation data	
Fluid operating temp.	2 - 110 °C
Max. working pressure	10 bar
Max. ambient temperature	70 °C
Max. relative humidity	95 % non condensing

Connection of UPM3 Flex AS Pump



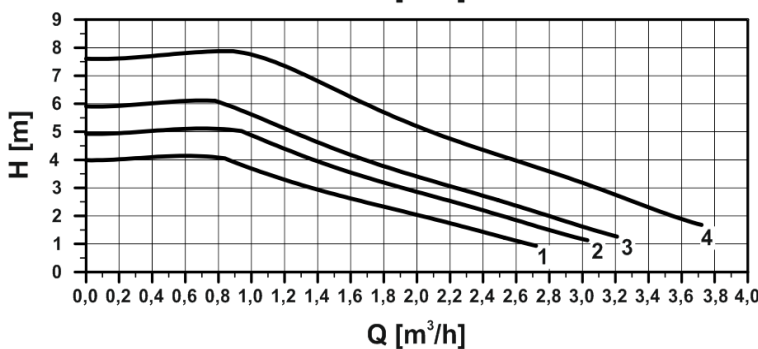
Power supply cables and PWM cables are included in supply.

Selected profile display during pump operation

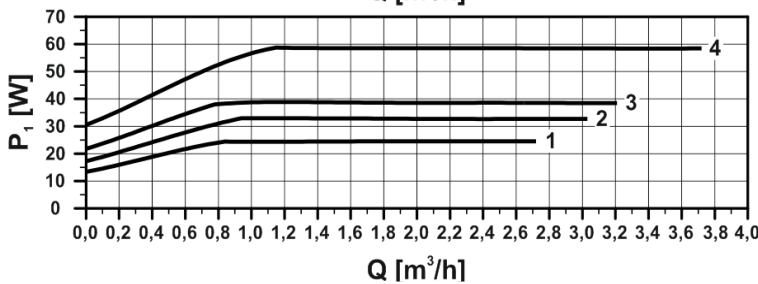


- when the control button is pressed for less than 2 s, the currently selected curve is shown
- with no PWM signal the pump runs at max. speed according to the selected curve
- with PWM signal the pump speed changes with the signal value up to the maximum of the selected curve

UPM3 Flex AS pump performance curves



Curve	Max. H (upper graph)	Max. P ₁ (lower graph)
1	4,0 m	25 W
2	5,0 m	33 W
3	6,0 m	39 W
4	7,5 m	60 W



LK 840 Mixing Valve

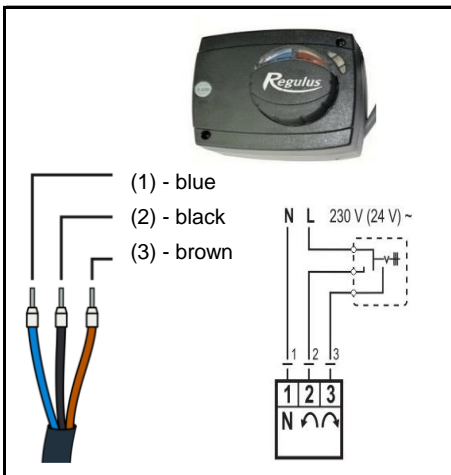
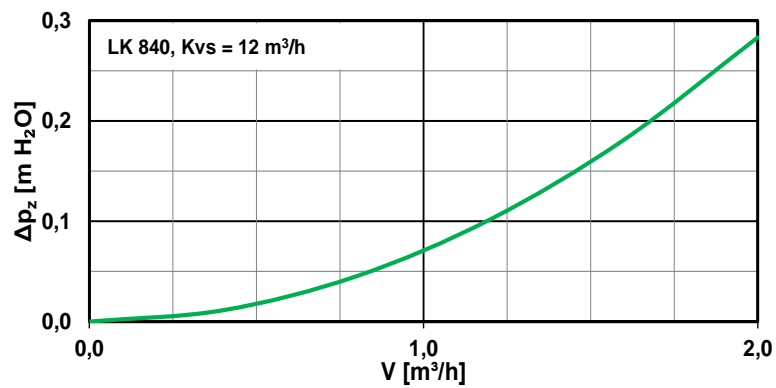
Technical data

Max. working temperature	5 - 110 °C (120 °C in short term)
Max. working pressure	10 bar
Ambient working temp.	5 - 60 °C
Valve Kvs	12 m³/h
Max. pressure difference	5 m H ₂ O
Leakage rate	< 1 % Kvs at 5 m H ₂ O pressure difference
Connection	3 x G 5/4" M

Materials

Body, member and spindle	brass
Seal	EPDM

Valve pressure drop diagram



AVC Actuator for Mixing Valves

Technical data

Torque	5 Nm
Angle of rotation	90°
Shift time	120 s
Control	3-point
Auxiliary switch	no
Power supply	230 V AC
Max. power input	2,5 VA
IP rating	IP42
Protection class	II per EN 60730-1
Ambient temperature	0 - 40 °C
Cable (cross-section - length)	3 x 0,5 mm ² - 2 m